



Division of Criminal  
Justice Services

Andrew M. Cuomo  
Governor

Michael C. Green  
Executive Deputy Commissioner

[www.criminaljustice.ny.gov](http://www.criminaljustice.ny.gov)

# Missing Persons Clearinghouse

## 2018 Annual Report



## **New York State Missing Persons Clearinghouse**

### **2018 Annual Report**

The New York State Missing Persons Clearinghouse is located within the New York State Division of Criminal Justice Services (DCJS).

The Clearinghouse operates in accordance with New York State Executive Law Sections 837, 837-e, 837-f, 837-f-1 and 838; New York State Codes, Rules and Regulations Part 6055; and New York State Education Law Sections 355, 6206, 6303 and 6450.

This report is submitted as required by Section 837-f-12 of the New York State Executive Law.

### **On the Cover**

Designed by Ella Jiang of Vincent D. Grippo School in Brooklyn, this poster was chosen from 209 entries to represent New York in the National Missing Children's Day Poster Contest, a competition for fifth-graders sponsored annually by the U.S. Department of Justice. In addition to submitting a poster, students were required to explain why they created their poster. Ella wrote: "In my poster, I used a maze to represent the world because you can get lost in it." Ella wrote about her poster, "Follow LOVE to get back home."

Second place was awarded to Mariam Amin from P.S. 31 William T. Davis in Staten Island, and third place to Abigail Poku from P.S. 114 Luis Llorens Torres School in the Bronx.

New York and other states annually coordinate their own contests, the winners of which compete against each other in the national competition, which is designed to raise awareness about missing children cases across the country. The Missing Person Clearinghouse coordinates New York's competition. National Missing Children's Day has been marked annually on May 25 since 1983.

<b>Overview of 2018 Activities</b>	1
<b>Data Overview</b>	
• Missing Children	2
• Missing Vulnerable Adults	3
<b>Clearinghouse Services</b>	
• Investigative Support	4
• Training	5
• Alert Programs	6
<b>Activity and Data</b>	
• Alert and Non-Alert Distribution Mechanisms	7
• 2018 Missing Person Clearinghouse Activity and Data	9
• Annual Reporting Volume for Missing Children: 2008–2018	10
• Characteristics of Cases Entered for Missing Children	11
• Characteristics of Cases Closed for Missing Children	12
• Length of Time on the Register for Missing Children	13
• Reporting Volume by County for Missing Children	14–15
• Reporting Volume by County for Missing Vulnerable Adults	16–17
• Days Between Case Entry and Cancellation for Missing Vulnerable Adult Cases	18
• 2018 Missing Child Alert Activation Details	19
• 2018 Missing College Student Alert Activation Details	20
• 2018 Missing Vulnerable Adult Alert Activation Details	21

## **Overview of 2018 Activities**

### **New Leads Management System**

Working in partnership with the state Office of Information Technology Services, the Clearinghouse enhanced its case management database by implementing the second phase of a new centralized automated missing and unidentified persons tracking system. The system works in an online portal that is integrated with other missing and unidentified person database systems to streamline work flow, improve data quality and provide for more stable and accurate record keeping.

The second phase – completed in summer 2018 – includes a tip/lead management system and an enhanced flagging process for birth and school records of missing children. The new management system allows the Clearinghouse to better document and coordinate tip and lead information with the investigating law enforcement agency.

The Clearinghouse is statutorily required to flag birth and school records of all missing children who were born in New York State or attended school in New York State at the time the child went missing. Records are flagged within 30 days of the missing child case being entered into the statewide registry, or immediately for those cases involving abductions. If a person attempts to obtain the missing child's birth certificate or school record, vital records or school personnel immediately notify the Clearinghouse and provide the person's contact information. That information is then passed on to the investigating agency. The person requesting to obtain the records is never aware that the record has been flagged.

### **Other Activities**

The Clearinghouse assisted the U.S. Department of State in 2018 with 17 missing children cases involving international custody disputes pursuant to the Hague Convention of the Civil Aspects of International Child Abduction. Nine of those cases remain open, but through database searches, staff verified two New York State addresses for investigations related to those cases.

### **Alert Activations**

The Clearinghouse activated 130 alerts at the request of law enforcement agencies from across New York State in 2018 involving: 15 children; one college student; and 114 vulnerable adults.

Alerts are not activated with every report of a missing child or vulnerable adult. Certain circumstances must be met for the Clearinghouse to issue an alert. See page 9 for more details.

Of the 15 missing child alerts, 14 were found alive and returned home safely, and one was located deceased.

The one missing college student who was the subject of an alert was found alive and returned home safely.

Of the 114 missing vulnerable adult alerts, 109 returned home safely, four were located deceased, and one remains missing.

## Data Overview

### Missing Children

- The number of children reported missing in New York State decreased 14.1 percent in 2018, for a total of 14,697. The decrease was the result of fewer cases reported by law enforcement in both New York City (-9.5%) and in the rest of the state (-16.6%).
- The number of children reported by police as runaways (14,101) accounted for 95.9 percent of disappearances among children under 18 years old.
- There was one stranger abduction reported in 2018, compared to zero reported in 2017.
- There were no acquaintance abductions in 2018, the same as 2017.
- There were 54 familial abduction cases and 21 children reported as abducted by a non-custodial parent.
- A higher number of cases (15,094) were closed during 2018, which resulted in fewer active cases at the end of the year, when compared to active cases in 2017 (2,017 in 2017 vs 1,625 in 2018).
- Every county in New York State reported at least one missing child.
- New York City, which comprises five counties but reports missing children data city-wide, and 36 counties reported decreases in the number of new cases, while 22 other counties reported the same volume or higher.
- Reports of missing children were concentrated in the state's largest urban areas. Excluding New York City, Monroe County reported the highest volume of cases, 1,519, followed by Westchester with 1,146; Suffolk, 793; Nassau, 746; and Albany, 722.
- The statewide missing child rate was 3.5 missing children cases per 1,000 children in 2018. Schenectady and Albany counties had the highest rates of cases reported in the state: 13.1 per 1,000 children and 12.6 per 1,000 children, respectively.
- 94 percent of children reported missing were 13 years old or older, 60.5 percent were female, and 56.3 percent were non-white. The largest single group of missing child cases involved black females who were 13 and older (30.2 percent of cases reported).
- 34.7 percent of cases closed during 2018 were resolved by the child voluntarily returning home. Law enforcement efforts were involved in the return of 16.6 percent of cases, and a total of eight children who had been reported missing in Monroe, Nassau, Orange, Saratoga, Schenectady, Suffolk and Warren counties were found deceased.
- The median number of days between the reporting date and cancellation of a case on the Register was six days, the same as in 2017.

### **Missing Vulnerable Adults**

- A total of 1,638 vulnerable adults were reported missing in New York State in 2018, about a 1.5 percent increase from 2017 (1,613).
- The number of missing vulnerable adults was 21.9 percent of the total number of adults (7,468) reported missing.
- The largest volume of missing vulnerable adult cases (174) were reported in the month of August and the fewest (112) were reported in January and December.
- The majority of missing vulnerable adults (62.3%) were reported outside of New York City. A total of 1,021 cases were reported in the 57 counties Upstate and on Long Island as compared to 614 in New York City. Three vulnerable adults were reported missing out of state.
- Excluding New York City, Nassau County had the highest number of missing vulnerable adult cases reported, with 182, followed by Westchester County with 105; Monroe County, 87; Oneida County, 62; and Orange County, 47.
- More vulnerable adults between the ages of 20 and 29 were reported missing – 297 of 1,638, or 18.1 percent – than any other age category.
- Nearly twice as many men than women were reported missing, and 59.6 percent of missing vulnerable adults were white.
- A total of 1,664 cases involving missing vulnerable adults were closed during 2018, and 162 cases remained active at the end of the year.
- The median number of days between a missing vulnerable adult case report and closure was three days.

## Clearinghouse Services

The Clearinghouse maintains a statewide electronic central registry of missing persons that is compatible with the National Crime Information Center (NCIC) registry for missing persons. Clearinghouse staff also provide investigative support and training to law enforcement and assistance to left-behind family members.

As noted earlier, the Clearinghouse administers three Alert programs that quickly disseminate information to law enforcement, the public and other entities when children under the age of 18, college students or vulnerable adults with cognitive impairments are reported missing and are at a credible risk of harm.

The Clearinghouse can be reached 24 hours a day, 365 days a year through a toll-free hotline (1-800-346-3543) or a dedicated e-mail address ([missingpersons@dcjs.ny.gov](mailto:missingpersons@dcjs.ny.gov)). In addition to their work to support law enforcement agencies in New York State, Clearinghouse staff members assist law enforcement agencies in other states, other state clearinghouses, the National Center for Missing & Exploited Children (NCMEC), not-for-profit organizations and the U.S. Department of State.

### **Investigative Support**

- Case information in the missing person database is submitted by law enforcement agencies to the Clearinghouse via a secure, online portal.
  - As required by law, Clearinghouse staff use this data to flag birth and educational records of missing children, which results in school and vital records administrators being notified of the report of a missing child from their school. If someone requests a flagged school or birth record, that information is transmitted to the Clearinghouse and can provide a lead to the missing child's location.
- The Clearinghouse notifies the appropriate law enforcement agency whenever it receives leads about a missing person's case. Staff also develops leads by conducting searches through informational databases and social networking sites.
- The Clearinghouse also assists with entering missing and unidentified person information into state and federal databases used by law enforcement agencies for investigative purposes. This includes assisting law enforcement agencies and medical examiners with coding and entering dental and other anatomical information of an individual reported missing.
- Clearinghouse staff prepares and distributes missing child, missing college student and missing vulnerable adult posters to the public and private sector through the state's NY-ALERT system and Lost Child Alert Technology Resource (LOCATER).
  - These tools are utilized by the Clearinghouse to allow for rapid electronic dissemination of photographs, biographical information and case details. Information can be sent electronically to every law enforcement agency, New York State Thruway service areas/toll booths, and bus, train and airport terminals.



In addition, a public subscription service is used to notify individuals across the state about these cases in a matter of minutes.

- The Clearinghouse publishes missing child, college student and vulnerable adult photographs and biographical information on the DCJS and National Center for Missing & Exploited Children (NCMEC) websites, provided a family member or guardian grants permission. NCMEC only publicizes child cases.
- Clearinghouse staff provides case management advice to investigating law enforcement agencies, including assessment of case details and assistance with obtaining urgent services as necessary, such as help from other state clearinghouses or NCMEC's Team Adam program. Team Adam is a program administered by the NCMEC that provides rapid, on-site assistance to law enforcement agencies and families in serious cases of missing children. Team Adam consultants are retired law enforcement professionals with years of investigative experience at the federal, state and local levels.
- The Clearinghouse collaborates with NCMEC and other state clearinghouses. The established network of clearinghouses and related organizations can directly provide nationwide and, if necessary, international assistance to law enforcement agencies and family members.
- The Clearinghouse assists the U.S. Department of State to locate and return internationally abducted children to their country of origin in accordance with the *Hague Treaty on the Civil Aspects of International Abduction*.
- Clearinghouse staff develops and distributes investigative guides and presentation material, including the DCJS Guidelines for Missing and Unidentified Person Investigations; Missing Person Data Collection Guide; Unidentified Person Data Collection Guide; and NCMEC Missing and Abducted Children: A Law Enforcement Guide to Case Investigation and Program Management. Publications and training videos are available to law enforcement officers via a secure, online portal; and creation and delivery of training programs for law enforcement officers.

## **Training**

<b>Presentations/Training Programs</b>	<b>Number of Presentations</b>	<b>Number of Attendees</b>
Investigative (Law Enforcement) Training	16	455
Persons Completing Training Online	1	32
Presentations/Other Events -Not training	4	345
<b>TOTAL</b>	<b>21</b>	<b>832</b>



## Alert Programs

Alerts are designed to ensure the most rapid and widespread dissemination of information as possible about missing children under the age of 18, missing college students of any age and missing vulnerable adults with Alzheimer's disease, dementia or other cognitive impairment.

Certain criteria must be met for alerts to be issued at the request of law enforcement. New York State utilizes the following four alert programs; with the exception of AMBER Alerts, the Clearinghouse administers these programs:



**AMBER Alerts** are activated for abducted children younger than 18 who are believed to be at risk for serious bodily harm or death and are administered by the New York State Police. For more information: [www.amber.ny.gov](http://www.amber.ny.gov)



**Missing Child Alerts** are activated when a child younger than 21 is missing and believed to be in danger due to special circumstances, such as a cognitive impairment or medical condition, that place them at serious risk of harm or death.



**Missing College Student Alerts** are activated when a college student of any age is missing and is deemed to be at credible risk of harm or death.



**Missing Vulnerable Adult Alerts** are activated when an individual who is 18 or older; has a cognitive disorder, brain injury or mental disability; is reported missing; and is at credible risk of harm. This includes individuals with autism, dementia or Alzheimer's disease.

Within minutes of an alert activation, information about the person is distributed to police agencies, the media, Thruway highway signs, plazas and toll barriers, state Department of Transportation highway signs, airports, bus terminals, train stations, hospitals and other locations. Details are displayed on highway signs for up to eight hours. Information is shared via Facebook ([www.facebook.com/nyspublicsafety](http://www.facebook.com/nyspublicsafety)), Twitter (@NYSPublicSafety) and online ([www.criminaljustice.ny.gov/](http://www.criminaljustice.ny.gov/)). NY-Alert subscribers are notified immediately. Visit [alert.ny.gov](http://alert.ny.gov) or call (888) 697-6972 to subscribe. Alerts can remain active for up to 72 hours. If the individual remains missing after that three-day period, case details are posted to [www.criminaljustice.ny.gov/missing](http://www.criminaljustice.ny.gov/missing).

## Alert and Non-Alert Distribution Mechanisms

Method of Distribution	AMBER Alert	Missing Child, College Student, Vulnerable Adult Alert	Missing Child, College Student, Vulnerable Adult Non-Alert
NYS AMBER Alert Website	X		
NYS Lottery Terminal Message Boards in Stores	X		
Variable Message Signs: Thruway and Highways	X	X	
License Plate Readers	X	X	
NY-ALERT Public Subscriber List	X	X	
NYS Thruway Toll Barrier Printers	X	X	
NYS Thruway Service Area Televisions	X	X	
Media Outlets - Radio/Television	X	X	
NYC Taxi and Limousine Commission vehicles: For Activations in the New York City Metropolitan Area only.	X	X	
NYS AMBER Alert Partner Agencies	X	X	
NYS Division of Criminal Justice Services Website	X	X	X
National Center for Missing & Exploited Children Website <b>(Children Only)</b>	X	X	X
Greyhound/Trailways/Other Bus Terminals	X	X	X
AMTRAK Stations	X	X	X
Airports/Transportation Security Administration	X	X	X
NYS/County Probation Agencies	X	X	X
Hospitals/Clinics	X	X	X
Homeless Shelters	X	X	X
Police Agencies: Local, State and Federal	X	X	X
Canadian Law Enforcement Authorities	X	X	X
NYS/NYC Department of Health/School Records Flagged <b>(Children Only)</b>	X	X	X

## **New York State Missing and Exploited Children Clearinghouse Fund**

In addition to housing the Clearinghouse, the New York State Division of Criminal Justice Services administers the New York State Missing and Exploited Children Clearinghouse Fund.

The fund supports Clearinghouse activities that provide direct assistance to parents, law enforcement officials and others in connection with cases involving missing and abducted children. Contributions also support statewide dissemination of information and educational materials and advanced training for law enforcement officers in the area of missing, abducted and exploited children.

New Yorkers may opt to donate to the Missing and Exploited Children Clearinghouse Fund when filing their state income tax returns or by sending donations directly to the Missing Persons Clearinghouse. All donations are tax deductible.

Visit the New York State Department of Taxation and Finance website at [www.tax.ny.gov](http://www.tax.ny.gov) or [www.dcjs.ny.gov/missing](http://www.dcjs.ny.gov/missing) for more information.

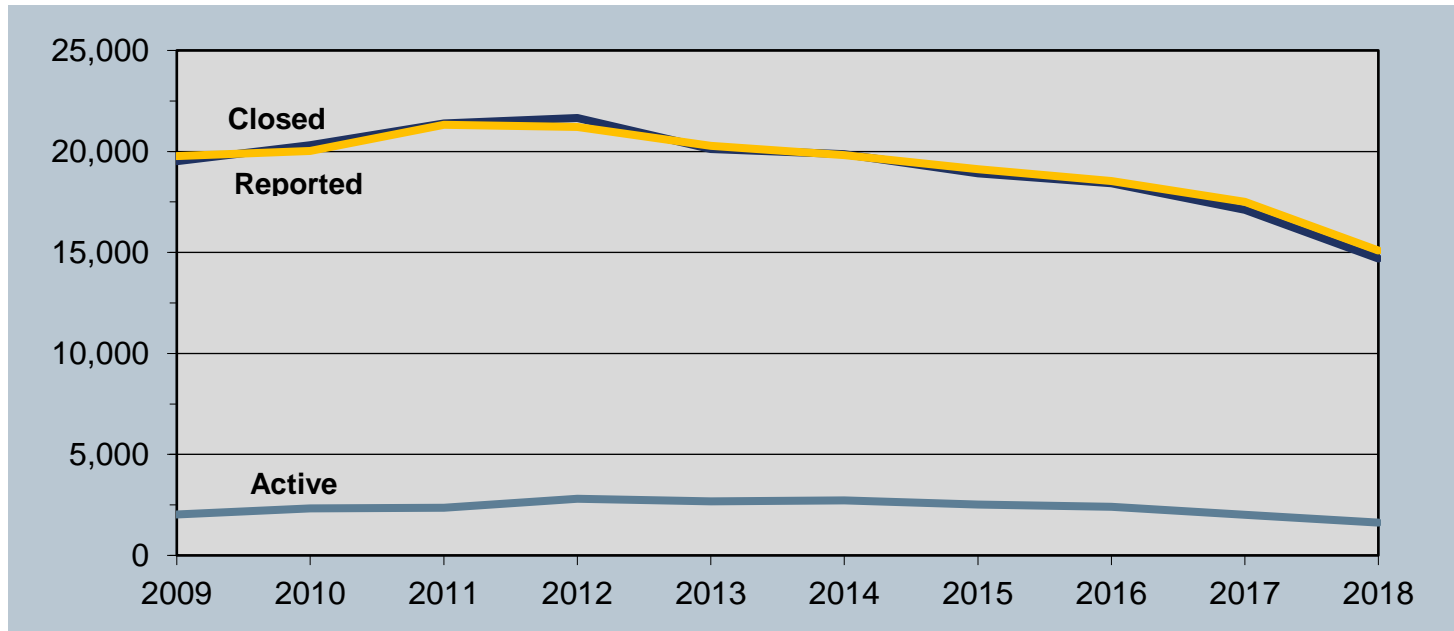
## 2018 Missing Person Clearinghouse Activity and Data

	2017	2018
Cases Referred to the Clearinghouse	1,582	1,477
Cases Publicized	361	483
Cases Closed	1,540	1,415
Cases Removed from Publication	372	456
Hotline Calls Received After Hours	656	723
Birth/School Records Flagged	3,139	4,432
Birth School Records Flag Removed	3,454	2,983

Alert Requests and Activations								
	AMBER Alert		Missing Child Alert		Missing College Student Alert		Missing Vulnerable Adult Alert	
Year	Activation	Request	Activation	Request	Activation	Request	Activation	Request
2003	3	-	0	-	0	-	-	-
2004	6	-	6	-	0	-	-	-
2005	5	-	3	-	1	-	-	-
2006	3	-	5	-	0	-	-	-
2007	2	-	7	-	0	-	-	-
2008	4	-	5	-	0	-	-	-
2009	3	-	5	-	0	-	-	-
2010	2	-	1	-	0	-	-	-
2011	7	-	3	-	0	-	4	-
2012	7	34	5	12	0	0	24	44
2013	4	18	7	8	0	0	36	58
2014	10	52	5	9	0	0	75	117
2015	11	35	10	23	2	2	101	131
2016	5	56	20	27	0	0	101	126
2017	7	38	10	20	1	2	116	148
2018	9	67	15	30	1	2	114	148
<b>TOTAL</b>	<b>88</b>	<b>300</b>	<b>107</b>	<b>129</b>	<b>5</b>	<b>6</b>	<b>571</b>	<b>772</b>

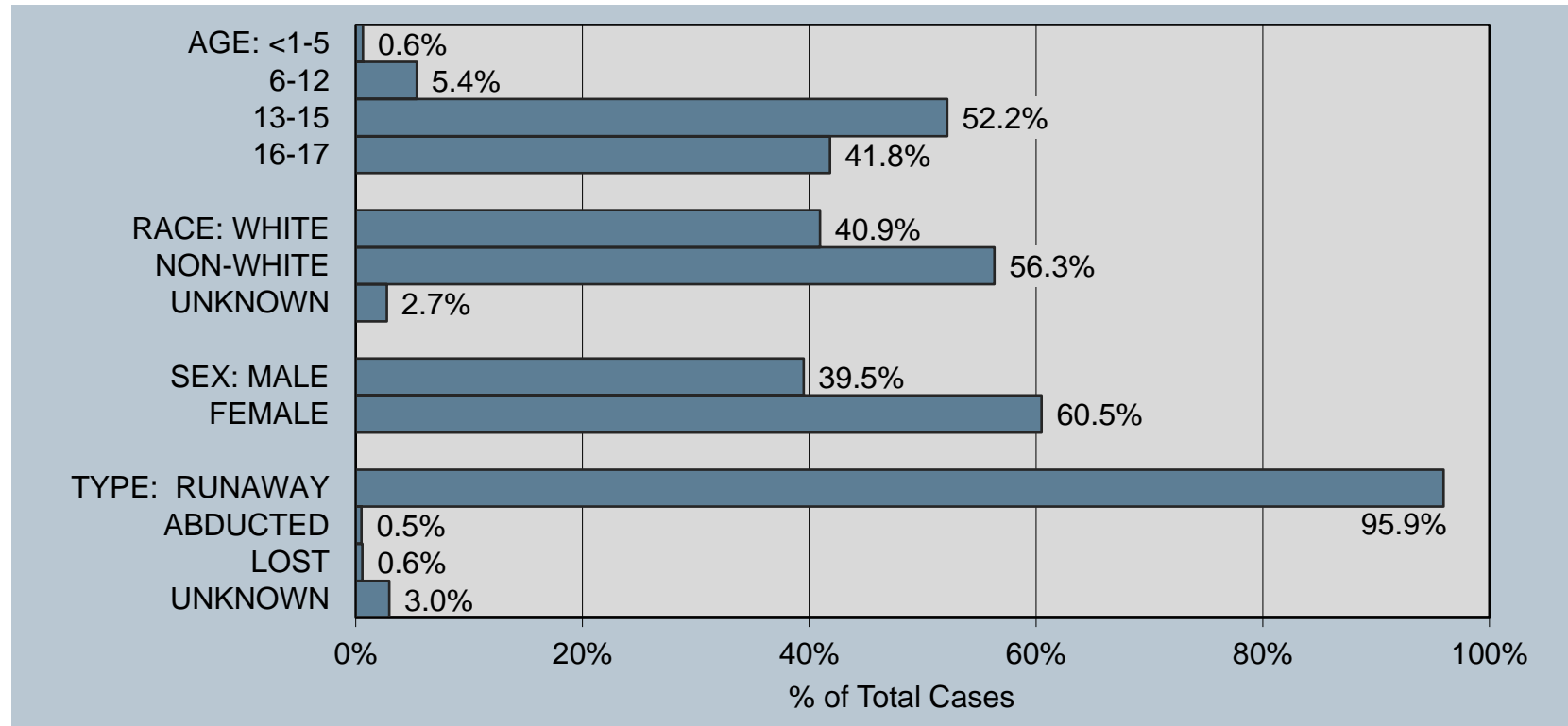
**Note:** The Missing Vulnerable Adult Alert Program began on 10/23/2011. The tracking of alerts requested was initiated in 2012.

## Annual Reporting Volume for Missing Children: 2008–2018



	2009	2010	2011	2012	2013	2014	2015	2016	2017	2018
<b>NEW YORK STATE</b>										
Cases Reported	19,512	20,309	21,390	21,656	20,124	19,860	18,916	18,417	17,114	14,697
Cases Closed	19,763	20,017	21,319	21,215	20,278	19,816	19,119	18,539	17,500	15,094
Active End-of-Year	2,034	2,322	2,366	2,804	2,680	2,724	2,521	2,401	2,017	1,625
<b>NEW YORK CITY</b>										
Cases Reported	5,721	6,544	7,545	8,101	8,003	7,975	7,022	6,551	5,870	5,315
Cases Closed	5,730	6,320	7,576	7,785	8,012	7,955	7,167	6,559	6,150	5,494
Active End-of-Year	678	897	866	1,174	1,175	1,195	1,050	1,043	763	585
<b>NON-NEW YORK</b>										
Cases Reported	13,791	13,765	13,845	13,555	12,121	11,885	11,894	11,866	11,244	9,382
Cases Closed	14,033	13,697	13,743	13,430	12,266	11,861	11,952	11,980	11,350	9,600
Active End-of-Year	1,356	1,425	1,500	1,630	1,505	1,529	1,471	1,358	1,254	1,040

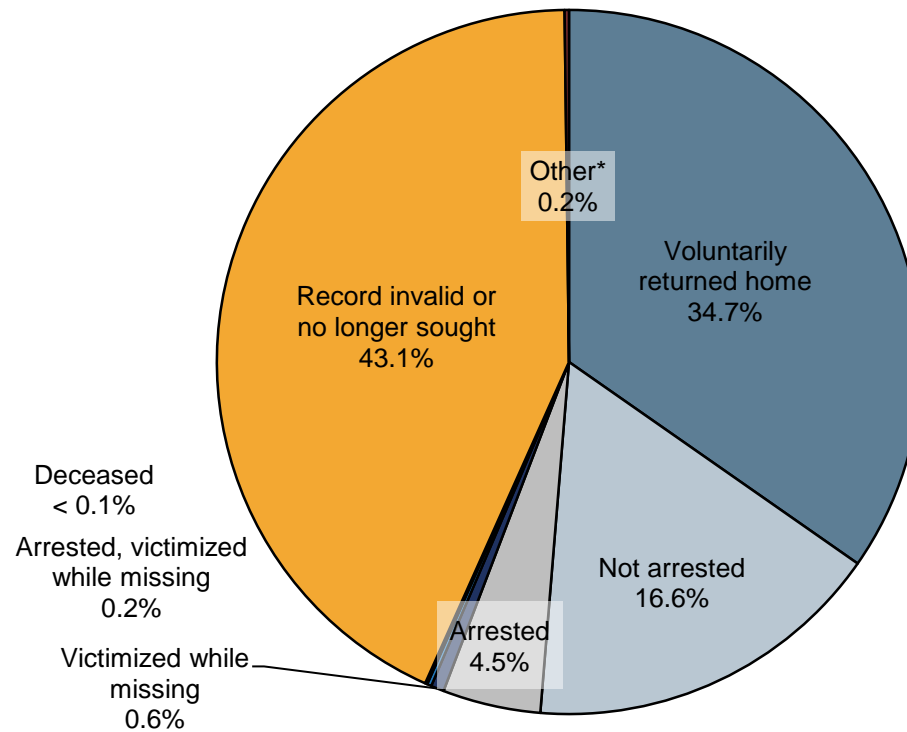
## Characteristics of Cases Entered for Missing Children



	TOTAL	AGE WHEN REPORTED MISSING				GENDER		RACE				
		< 1 - 5	6 - 12	13 - 15	16 - 17	Male	Female	White	Black	Asian	Indian	Unk.
Runaway	14,101	2	704	7,449	5,946	5,524	8,577	5,704	7,700	260	55	382
Familial Abduction	54	36	14	3	1	33	21	25	26	2	0	1
Abducted by Non-Cust. Parent	21	8	9	4	0	14	7	5	16	0	0	0
Acquaintance Abduction	0	0	0	0	0	0	0	0	0	0	0	0
Stranger Abduction	1	1	0	0	0	0	1	0	1	0	0	0
Lost	84	2	18	32	32	47	37	41	37	0	1	5
Unknown	436	45	45	179	167	187	249	242	168	6	7	13
TOTAL	14,697	94	790	7,667	6,146	5,805	8,892	6,017	7,948	268	63	401

Note: Abducted by Non-Custodial Parent is a new category that was instituted in June 2014. Prior to that date, that missing child circumstance was entered under the Familial Abduction category.

## Characteristics of Cases Closed for Missing Children



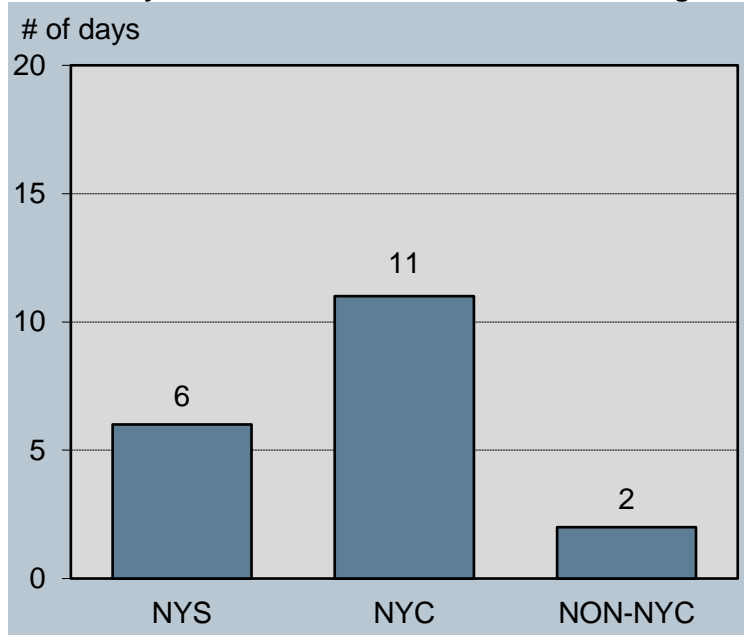
Circumstances of Recovery	TOTAL	AGE WHEN FOUND					GENDER		RACE				
		< 1 - 5	6 - 12	13 - 15	16 - 17	18+	Male	Female	White	Black	Asian	Indian	Unk.
Voluntarily returned home	5,232	21	257	2,683	2,199	72	2,247	2,985	2,431	2,521	69	23	188
Recovered, not arrested	2,507	23	178	1,281	985	40	1,027	1,480	1,318	1,077	26	12	74
Recovered, arrested	686	0	20	305	332	29	331	355	303	343	5	6	29
Recovered, victimized while missing	88	6	8	37	29	8	25	63	48	34	3	0	3
Recovered, arrested, victimized while missing	26	0	1	10	14	1	17	9	15	10	0	0	1
Recovered, deceased	8	2	1	4	1	0	7	1	3	3	1	0	1
Record invalid or no longer sought	6,512	48	300	3,170	2,772	222	2,246	4,266	2,025	4,152	174	22	139
Other*	35	0	1	4	10	20	11	24	12	16	0	1	6
<b>TOTAL</b>	<b>15,094</b>	<b>100</b>	<b>766</b>	<b>7,494</b>	<b>6,342</b>	<b>392</b>	<b>5,911</b>	<b>9,183</b>	<b>6,155</b>	<b>8,156</b>	<b>278</b>	<b>64</b>	<b>441</b>

Note: \* "Other" is an authorized reporting category that can mean the reporting law enforcement agency either did not know the circumstances associated with the recovery of the child, or did not use one of the more specific categories for reasons that are not known.



## Length of Time on Register for Missing Children

**Median Days to Cancellation for Cases Closed During 2018**



DAYS BETWEEN CASE ENTRY AND CANCELLATION FOR CASES CLOSED DURING 2018			
No. of Days	No. of Cases Closed	Percent Closed	Cumulative Percent Closed
< 1	2,649	17.6%	17.6%
1	1,877	12.4%	30.0%
2	1,021	6.8%	36.7%
3	716	4.7%	41.5%
4	631	4.2%	45.7%
5	586	3.9%	49.6%
6	515	3.4%	53.0%
7	519	3.4%	56.4%
8	388	2.6%	59.0%
9	327	2.2%	61.1%
10	318	2.1%	63.3%
11	269	1.8%	65.0%
12	242	1.6%	66.6%
13	221	1.5%	68.1%
14	211	1.4%	69.5%
15	180	1.2%	70.7%
16-29	1,475	9.8%	80.5%
30-60	1,047	6.9%	87.4%
61-90	572	3.8%	91.2%
91-120	449	3.0%	94.2%
121 or more	881	5.8%	100.0%
<b>TOTAL</b>	<b>15,094</b>	<b>100.0%</b>	<b>100.0%</b>

## Reporting Volume by County for Missing Children

County	CASES REPORTED									CASES CLOSED									CASES ACTIVE
	Total	Rate <sup>1</sup>	Runaway	Abduction				Lost	Other	Total	Voluntarily returned home	Not arrested	Arrested	Victimized while missing	Arrested, victimized while missing	Deceased	Record invalid or no longer sought	Other	End-of-Year Active Cases
				Familial	Non-Cust. Parent	Acquaint.	Stranger												
Albany	722	12.6	698	3	3	0	0	3	15	698	216	46	31	5	1	0	398	1	79
Allegany	5	0.5	5	0	0	0	0	0	0	7	3	2	0	0	0	0	2	0	0
Broome	338	9.0	309	0	0	0	0	3	26	338	203	94	20	0	0	0	20	1	41
Cattaraugus	52	3.0	47	0	0	0	0	0	5	52	32	16	2	0	0	0	2	0	0
Cayuga	50	3.2	48	0	0	0	0	1	1	49	15	31	1	0	0	0	2	0	2
Chautauqua	93	3.5	89	0	0	0	0	1	3	93	48	39	2	0	0	0	4	0	6
Chemung	174	9.4	170	0	0	0	0	2	2	178	131	32	11	0	0	0	4	0	6
Chenango	4	0.4	4	0	0	0	0	0	0	4	1	1	1	0	0	0	1	0	0
Clinton	32	2.2	30	0	0	0	0	0	2	31	14	16	0	0	0	0	1	0	1
Columbia	41	3.8	40	0	0	0	0	0	1	40	16	19	2	0	0	0	3	0	2
Cortland	12	1.3	10	0	0	0	0	0	2	12	7	4	1	0	0	0	0	0	0
Delaware	10	1.3	10	0	0	0	0	0	0	10	2	5	3	0	0	0	0	0	2
Dutchess	204	3.6	198	2	0	0	0	1	3	200	101	66	18	0	1	0	13	1	15
Erie	683	3.6	617	7	1	0	1	10	47	826	281	211	109	7	2	0	208	8	263
Essex	4	0.6	3	0	0	0	0	0	1	4	2	2	0	0	0	0	0	0	0
Franklin	8	0.8	7	0	1	0	0	0	0	8	4	2	1	1	0	0	0	0	0
Fulton	55	5.0	54	0	0	0	0	0	1	58	24	23	3	1	0	0	6	1	1
Genesee	26	2.2	23	0	0	0	0	1	2	24	8	15	1	0	0	0	0	0	2
Greene	9	1.1	9	0	0	0	0	0	0	9	5	3	0	0	1	0	0	0	0
Hamilton	1	1.6	1	0	0	0	0	0	0	1	0	1	0	0	0	0	0	0	0
Herkimer	18	1.4	17	0	0	0	0	0	1	19	6	12	0	0	0	0	1	0	0
Jefferson	48	1.8	48	0	0	0	0	0	0	48	14	23	8	0	0	0	3	0	3
Lewis	2	0.3	2	0	0	0	0	0	0	2	1	1	0	0	0	0	0	0	0
Livingston	7	0.6	6	0	0	0	0	0	1	7	3	2	2	0	0	0	0	0	0
Madison	12	0.9	11	0	0	0	0	0	1	12	5	6	0	1	0	0	0	0	0
Monroe	1,519	9.7	1,485	3	1	0	0	4	26	1,543	752	537	109	10	1	1	133	0	62
Montgomery	28	2.5	25	1	0	0	0	0	2	28	8	13	4	1	0	0	2	0	2
Nassau	746	2.5	686	2	2	0	0	10	46	751	451	202	44	14	3	2	27	8	64
New York City <sup>2</sup>	5,315	3.0	5,271	16	8	0	0	3	17	5,494	452	19	8	16	0	0	4,997	2	585
Niagara	189	4.5	181	0	1	0	0	0	7	198	90	64	19	2	0	0	23	0	34
Oneida	351	7.1	343	1	0	0	0	3	4	347	216	80	41	1	3	0	6	0	16

## Reporting Volume by County for Missing Children

County	CASES REPORTED									CASES CLOSED									CASES ACTIVE
	Total	Rate <sup>1</sup>	Runaway	Abduction				Lost	Other	Total	Voluntarily returned home	Not arrested	Arrested	Victimized while missing	Arrested, victimized while missing	Deceased	Record invalid or no longer sought	Other	End-of-Year Active Cases
				Familial	Non-Cust. Parent	Acquaint.	Stranger												
Onondaga	474	4.8	453	2	1	0	0	5	13	471	218	209	32	2	1	0	9	0	22
Ontario	28	1.2	23	0	1	0	0	0	4	29	12	13	0	3	0	0	1	0	1
Orange	310	3.2	297	1	0	0	0	5	7	314	146	121	15	1	1	1	27	2	38
Orleans	11	1.4	11	0	0	0	0	0	0	11	4	5	1	0	0	0	1	0	1
Oswego	74	3.0	72	0	0	0	0	1	1	74	37	34	2	0	0	0	1	0	1
Otsego	7	0.7	7	0	0	0	0	0	0	8	2	3	2	0	0	0	1	0	0
Putnam	6	0.3	6	0	0	0	0	0	0	7	2	4	0	1	0	0	0	0	1
Rensselaer	112	3.6	98	0	0	0	0	0	14	105	68	26	5	0	0	0	5	1	16
Rockland	93	1.0	76	0	0	0	0	2	15	101	59	27	5	0	1	0	9	0	25
Saint Lawrence	48	2.2	42	0	0	0	0	1	5	49	18	22	4	2	1	0	2	0	0
Saratoga	56	1.2	49	1	0	0	0	0	6	57	23	25	4	0	0	1	4	0	2
Schenectady	439	13.1	425	0	1	0	0	4	9	432	239	43	52	1	2	1	94	0	25
Schoharie	4	0.7	3	0	0	0	0	1	0	3	0	3	0	0	0	0	0	0	1
Schuyler	5	1.4	3	1	0	0	0	1	0	5	1	2	1	1	0	0	0	0	0
Seneca	9	1.3	9	0	0	0	0	0	0	7	3	4	0	0	0	0	0	0	2
Steuben	49	2.3	48	0	0	0	0	0	1	51	27	16	3	1	1	0	3	0	0
Suffolk	793	2.5	688	3	1	0	0	3	98	807	632	119	37	3	1	1	13	1	58
Sullivan	18	1.1	12	4	0	0	0	1	1	20	9	4	0	2	0	0	5	0	3
Tioga	25	2.4	25	0	0	0	0	0	0	25	7	9	3	0	0	0	6	0	0
Tompkins	41	2.7	39	1	0	0	0	0	1	41	15	12	10	2	0	0	2	0	0
Ulster	76	2.4	70	1	0	0	0	1	4	78	25	44	5	1	0	0	3	0	8
Warren	43	3.6	37	0	0	0	0	0	6	43	18	17	4	1	1	1	1	0	1
Washington	38	3.2	38	0	0	0	0	0	0	38	15	13	4	1	1	0	4	0	1
Wayne	19	1.0	15	0	0	0	0	1	3	18	4	10	2	0	1	0	1	0	1
Westchester	1,146	5.3	1,094	5	0	0	0	16	31	1,194	532	129	53	7	3	0	461	9	227
Wyoming	7	0.9	7	0	0	0	0	0	0	7	2	3	1	0	0	0	1	0	0
Yates	5	0.9	5	0	0	0	0	0	0	5	2	2	0	0	0	0	1	0	0
Out of State	3		2	0	0	0	0	0	1	3	1	1	0	0	0	0	1	0	4
New York State	14,697	3.5	14,101	54	21	0	1	84	436	15,094	5,232	2,507	686	88	26	8	6,512	35	1,624

<sup>1</sup> Rate per 1,000 children.

<sup>2</sup> Includes the counties of Bronx, Kings, New York, Queens and Richmond.

## Reporting Volume by County for Missing Vulnerable Adults

County	CASES REPORTED																CASES CLOSED	END- OF- YEAR
	AGE										GENDER		RACE					
	Total	18-19	20-29	30-39	40-49	50-59	60-69	70-79	80-89	90-99	Male	Female	White	Black	Other	Unk.		
Albany	30	3	4	11	3	3	2	1	2	1	19	11	21	8	0	1	30	15
Allegany	4	0	0	1	1	1	0	0	1	0	2	2	4	0	0	0	3	1
Broome	17	0	4	2	1	1	2	4	2	1	12	5	11	6	0	0	16	7
Cattaraugus	9	1	1	2	1	1	1	0	2	0	5	4	9	0	0	0	9	1
Cayuga	4	0	2	0	0	2	0	0	0	0	4	0	4	0	0	0	4	0
Chautauqua	12	1	0	2	1	3	2	1	2	0	6	6	12	0	0	0	12	1
Chemung	7	1	0	2	1	1	1	1	0	0	5	2	6	1	0	0	7	0
Chenango	0	0	0	0	0	0	0	0	0	0	0	0	0	0	0	0	0	0
Clinton	9	1	3	1	2	1	0	0	1	0	6	3	7	2	0	0	9	0
Columbia	10	1	3	0	1	2	2	0	1	0	5	5	10	0	0	0	10	0
Cortland	5	0	0	1	1	0	1	1	1	0	4	1	5	0	0	0	5	0
Delaware	0	0	0	0	0	0	0	0	0	0	0	0	0	0	0	0	0	0
Dutchess	43	3	11	3	1	9	8	3	3	2	26	17	33	9	1	0	42	5
Erie	19	1	6	4	0	2	2	1	2	1	12	7	15	3	0	1	21	8
Essex	3	0	0	0	1	1	0	1	0	0	2	1	3	0	0	0	3	1
Franklin	6	0	0	1	0	2	1	1	1	0	4	2	5	0	1	0	6	1
Fulton	11	0	2	4	1	3	1	0	0	0	8	3	10	1	0	0	11	0
Genesee	5	0	0	1	0	1	2	0	1	0	2	3	3	1	0	1	5	0
Greene	9	0	1	3	1	1	0	3	0	0	4	5	9	0	0	0	9	0
Hamilton	0	0	0	0	0	0	0	0	0	0	0	0	0	0	0	0	0	0
Herkimer	2	0	0	0	0	1	0	0	1	0	1	1	2	0	0	0	2	0
Jefferson	4	1	0	0	1	0	1	1	0	0	2	2	4	0	0	0	4	1
Lewis	0	0	0	0	0	0	0	0	0	0	0	0	0	0	0	0	0	0
Livingston	5	0	1	1	1	1	0	0	0	1	2	3	5	0	0	0	5	0
Madison	3	0	0	0	0	0	0	3	0	0	2	1	3	0	0	0	3	0
Monroe	87	9	20	14	9	11	9	6	6	3	56	31	63	21	2	1	85	3
Montgomery	8	1	1	0	1	1	0	0	2	2	3	5	8	0	0	0	9	0
Nassau	181	10	43	29	16	16	19	25	18	5	126	56	113	51	14	4	183	14
New York <sup>1</sup>	614	7	62	67	42	53	110	158	104	11	414	200	236	311	66	1	639	36
Niagara	11	1	3	1	2	2	0	2	0	0	6	5	9	1	1	0	12	6
Oneida	62	2	17	8	10	9	10	5	1	0	41	21	41	16	5	0	64	3

## Reporting Volume by County for Missing Vulnerable Adults

County	CASES REPORTED																CASES CLOSED	END- OF- YEAR
	AGE										GENDER		RACE					
	Total	18-19	20-29	30-39	40-49	50-59	60-69	70-79	80-89	90-99	Male	Female	White	Black	Other	Unk.		
Onondaga	44	1	17	10	3	6	4	2	1	0	24	20	30	12	1	1	45	1
Ontario	6	0	1	1	1	0	3	0	0	0	4	2	4	2	0	0	6	0
Orange	47	2	10	8	3	9	6	6	2	1	31	16	37	10	0	0	44	5
Orleans	5	0	1	0	1	0	2	1	0	0	2	3	5	0	0	0	5	0
Oswego	7	0	0	1	1	2	2	0	0	1	5	2	7	0	0	0	7	1
Otsego	6	0	2	1	0	0	2	0	1	0	2	4	6	0	0	0	6	0
Putnam	5	0	1	1	1	0	1	0	1	0	4	1	5	0	0	0	3	2
Rensselaer	21	4	4	3	2	3	0	3	2	0	9	12	17	4	0	0	21	1
Rockland	34	0	7	3	3	5	7	4	5	0	20	14	19	13	2	0	37	7
Saint Lawrence	8	1	1	2	1	2	0	1	0	0	6	2	8	0	0	0	8	0
Saratoga	25	0	5	9	3	0	1	4	2	1	12	13	23	2	0	0	24	1
Schenectady	24	1	9	1	4	4	4	0	1	0	15	9	17	4	2	1	23	3
Schoharie	0	0	0	0	0	0	0	0	0	0	0	0	0	0	0	0	0	0
Schuyler	1	0	0	0	0	0	0	1	0	0	0	1	1	0	0	0	1	1
Seneca	6	1	0	1	0	2	0	1	0	1	3	3	6	0	0	0	6	0
Steuben	3	0	1	0	1	1	0	0	0	0	3	0	3	0	0	0	3	0
Suffolk	29	1	3	4	3	2	4	8	4	0	22	7	22	7	0	0	32	5
Sullivan	6	0	5	0	0	1	0	0	0	0	1	5	6	0	0	0	6	1
Tioga	5	0	2	1	1	0	0	0	1	0	2	3	5	0	0	0	5	1
Tompkins	5	0	1	1	0	0	0	1	2	0	4	1	3	1	1	0	5	0
Ulster	16	1	3	3	2	3	0	2	2	0	11	5	13	3	0	0	17	0
Warren	15	1	3	3	2	2	0	1	3	0	13	2	15	0	0	0	15	0
Washington	17	1	5	4	3	1	0	3	0	0	11	6	15	2	0	0	17	0
Wayne	10	0	4	2	0	1	0	1	1	1	4	6	6	3	0	1	10	0
Westchester	105	18	27	9	6	19	12	7	7	0	62	43	47	52	0	6	102	30
Wyoming	0	0	0	0	0	0	0	0	0	0	0	0	0	0	0	0	0	0
Yates	4	0	1	0	0	1	0	2	0	0	2	2	4	0	0	0	4	0
Out Of State	3	0	0	0	0	0	1	1	1	0	3	0	2	0	1	0	4	0
New York State	1,637	75	297	226	139	192	223	266	187	32	1,054	584	977	546	97	18	1,664	162

<sup>1</sup> Includes the counties of Bronx, Kings, New York, Queens and Richmond.

## Days between Case Entry and Cancellation for Missing Vulnerable Adult Cases

DAYS BETWEEN CASE ENTRY AND CANCELLATION FOR CASES CLOSED DURING 2018			
No. of Days	No. of Cases Closed	Percent Closed	Cumulative Percent Closed
< 1	464	27.9%	27.9%
1	238	14.3%	42.2%
2	96	5.8%	48.0%
3	93	5.6%	53.5%
4	45	2.7%	56.3%
5	70	4.2%	60.5%
6	42	2.5%	63.0%
7	48	2.9%	65.9%
8	39	2.3%	68.2%
9	34	2.0%	70.3%
10	21	1.3%	71.5%
11	15	0.9%	72.4%
12	19	1.1%	73.6%
13	22	1.3%	74.9%
14	27	1.6%	76.5%
15	23	1.4%	77.9%
16 - 29	132	7.9%	85.8%
30 - 60	83	5.0%	90.8%
61 - 90	41	2.5%	93.3%
91 - 120	46	2.8%	96.0%
121 or more	66	4.0%	100.0%
<b>TOTAL</b>	<b>1,664</b>	<b>100.0%</b>	<b>100.0%</b>

## 2018 Missing Child Alert Activation Details

Circumstances	
Autism	3
Endangered Due to Young Age	2
Medical Condition	1
Mental Illness	1
Suicidal	8
<b>Total</b>	<b>15</b>

In a Vehicle	2
On Foot	13
<b>Total</b>	<b>15</b>

Alert Responsible for Locating	
Yes	2
No	13
<b>Total</b>	<b>15</b>

Circumstances of Location	
Alive	14
Deceased	1
Unresolved	0
<b>Total</b>	<b>15</b>



## 2018 Missing College Student Alert Activation Details

Circumstances	
Mental Illness/Schizophrenia	1
<b>Total</b>	<b>1</b>

In a Vehicle	1
On Foot	0
<b>Total</b>	<b>1</b>

Alert Responsible for Locating	
Yes	0
No	1
<b>Total</b>	<b>1</b>

Circumstances of Location	
Alive	1
Deceased	0
Unresolved	0
<b>Total*</b>	<b>1</b>

## 2018 Missing Vulnerable Adult Alert Activation Details

Circumstances	
Alzheimer's Disease/Dementia	94
Autism	5
Brain Disorder	2
Developmental Disability	2
Disoriented/Confused	5
Down Syndrome	1
Mental Illness/Schizophrenia	5
<b>Total</b>	<b>114</b>

In a Vehicle	59
On Foot	55
<b>Total</b>	<b>114</b>

Alert Responsible for Locating	
Yes	24
No	89
Unresolved	1
<b>Total</b>	<b>114</b>

Circumstances of Location	
Located Alive	109
Located Deceased	4
Unresolved	1
<b>Total*</b>	<b>114</b>
<i>* Located alive out of state (2 CT, 2 MA, 1 NC, 1 NH, 7 NJ, 3 PA, 1 VA)</i>	17