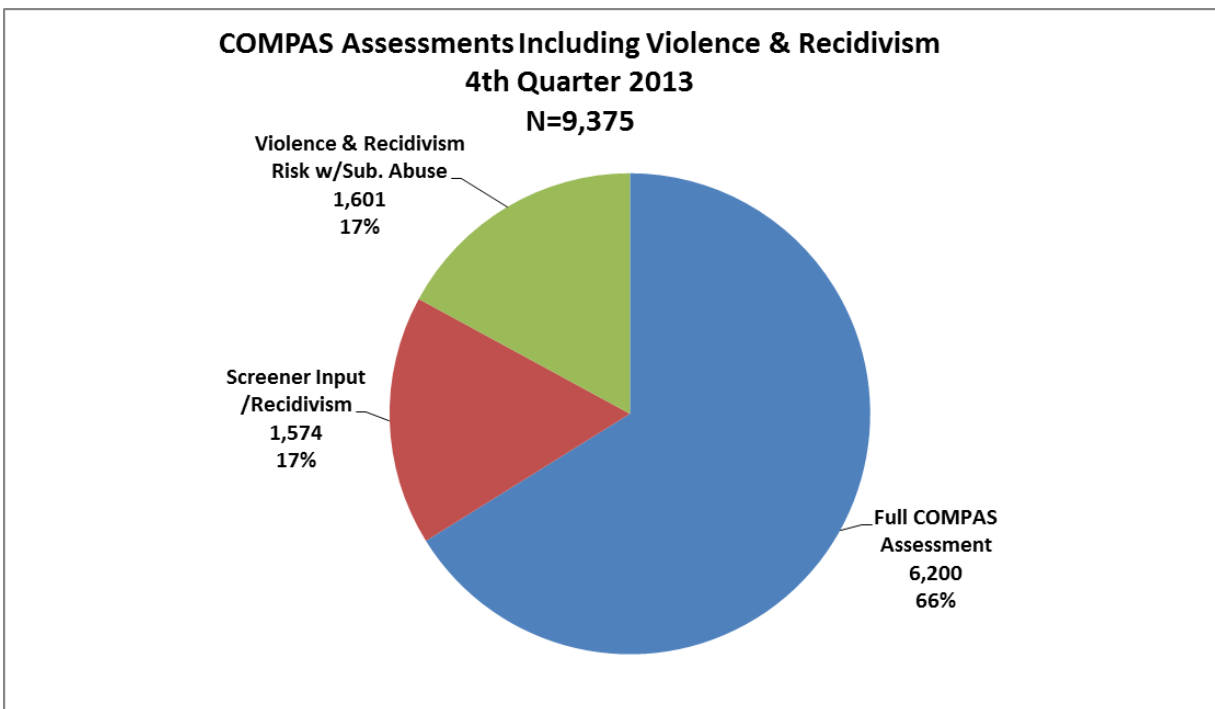
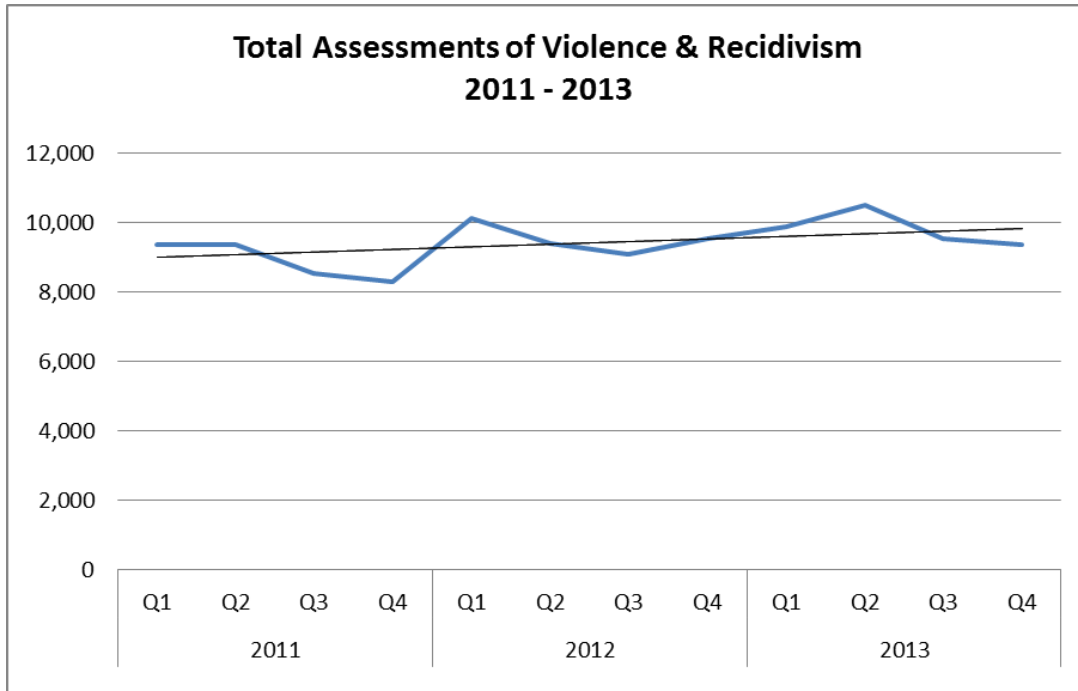


**NYS DCJS OPCA**  
**COMPAS Assessments**  
**October – December 2013**

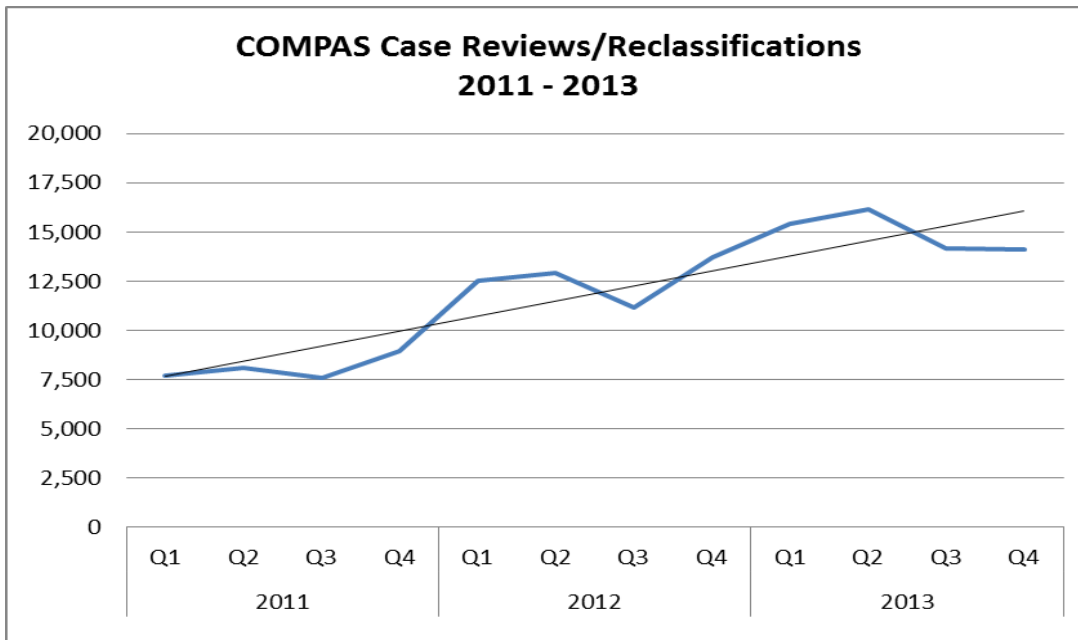
- There were 9,375 COMPAS Assessments which included Risk of Violence and Recidivism completed during the 4th Quarter of 2013. This was 2% fewer than the 9,544 assessments completed in the third quarter of 2013.
- There were 14,073 Case Reviews/Reclassifications completed, which was less than 1% fewer than the 14,180 completed in the third quarter of 2013.
- Pretrial Assessments of the risk of Failure to Appear decreased 15% from 2,300 to 1,956.



- **Full COMPAS Assessments** (95 Items) accounted for 66% (6,200) of the 9,375 assessments including Risk of Violence and Recidivism completed during the 4th Quarter of 2013.
- The **Screener Input/Recidivism** scale (39 Items) accounted for 17% (1,574) of these assessments.
- The **Violence & Recidivism w/Substance Abuse** scale (22 Items) accounted for 17% (1,601) of these assessments.



From the first quarter of 2011 through the fourth quarter of 2013, the number of COMPAS Assessments completed was relatively stable, though the general trend has been a slight increase over time. The number of COMPAS Assessments completed quarterly averaged 9,426 and ranged from a low of 8,292 (Q4 2011) to a high of 10,517 (Q2 2013).



Case Reviews/Reclassification assessments increased from a low of 7,683 in Q1 2011 to a high of 16,132 in Q2 2013. Between Q2 2013 and Q4 2013, they decreased by 13%, to 14,073. The average number of Case Reviews completed each quarter was 11,862.

## **County Level Statistics**

- COMPAS assessments were recorded in 57 county probation departments and five Alternative-to-Incarceration programs during the 4th quarter of 2013.
- OPCA guidance indicates probation departments should conduct a Case Review/Reclassification assessment every six months for persons under supervision. Hamilton County was the only county that recorded no Case Reviews/Reclassifications completed during the 4th quarter of 2013.

Office of Probation and Correctional Alternatives  
COMPAS Assessments and Case Reviews  
January 2013

County	Pre-Trial Assessments of Failure to Appear (13 Items)	Full COMPAS Assessment (95 Items)	Screening Input /Recidivism (39 Items)	Violence & Recidivism w/Sub. Abuse (22 Items)	Total COMPAS Assessments Including Risk of Violence & Recidivism	COMPAS Case Reviews/Reclassification
Albany Probation	4	71	0	33	104	193
Allegany Probation	0	12	4	0	16	35
BASICS, Inc PVRC	0	0	0	0	0	0
Broome Probation	0	101	7	9	117	60
Cattaraugus Probation	6	46	1	0	47	82
Cayuga Probation	0	46	0	0	46	328
Chautauqua Probation	0	84	0	0	84	7
Chemung Probation	4	26	1	26	53	108
Chenango Probation	0	32	0	0	32	20
Clinton Probation	7	29	0	0	29	83
Columbia Probation	7	22	0	0	22	1
Cortland Probation	0	9	0	2	11	37
Delaware Probation	0	5	0	0	5	7
Dutchess Co Jail	0	5	0	0	5	0
Dutchess Probation	146	94	8	0	102	244
Erie Probation	0	201	3	4	208	484
Essex Probation	0	7	0	0	7	11
Franklin Probation	10	10	0	18	28	24
Fulton Probation	0	20	0	0	20	40
Genesee Probation	0	27	0	0	27	3
Greene Probation	0	13	0	0	13	1
Herkimer Probation	0	12	12	0	24	41
Jefferson Probation	0	71	2	1	74	88
Lewis Probation	7	7	0	0	7	9
Livingston Probation	0	18	0	0	18	40
Madison Probation	3	28	0	0	28	52
Monroe Probation	0	0	220	29	249	283
Montgomery Probation	0	19	1	9	29	15
Nassau Probation	292	6	2	187	195	431
Niagara Probation	4	60	9	5	74	105
Oneida Probation	0	56	0	0	56	38
Onondaga Probation	0	138	0	0	138	300
Ontario Probation	20	41	4	0	45	68
Orange Probation	4	86	68	1	155	332
Orleans Probation	7	23	0	0	23	8
Oswego Probation	22	65	0	0	65	139
Otsego Probation	0	9	0	0	9	19
Palladia-PVRC	0	2	0	0	2	0
Putnam Jail Pre-Trial ATI	7	0	0	0	0	0
Putnam Probation	0	26	0	0	26	79
Rensselaer Probation	28	50	0	0	50	0
Rockland Probation	0	30	0	0	30	1
Saratoga Probation	6	39	0	0	39	107
Schenectady Probation	0	59	1	0	60	113
Schoharie Probation	0	6	0	0	6	17
Schuyler Probation	0	12	0	0	12	17
Seneca Probation	0	17	0	0	17	12
St. Lawrence Probation	8	17	37	9	63	59
Steuben Probation	9	7	0	57	64	13
Suffolk Probation	1	253	2	139	394	855
Sullivan Probation	5	35	0	2	37	20
Tioga Probation	10	15	0	0	15	17
Tompkins Probation	11	36	0	0	36	70
Ulster Probation	49	35	43	0	78	121
Warren Probation	6	42	0	0	42	65
Washington ATI	25	10	0	0	10	0
Washington Probation	0	3	0	0	3	1
Wayne Probation	0	24	3	1	28	79
Westchester Co Dept of Community MH	0	5	0	0	5	0
Westchester Probation	0	60	1	201	262	295
Wyoming Probation	0	0	16	5	21	21
Yates Probation	1	16	0	0	16	22
<b>Total</b>	<b>709</b>	<b>2,298</b>	<b>445</b>	<b>738</b>	<b>3,481</b>	<b>5,720</b>

Source: NYCOMPAS as of 4/4/2013  
Provided by: NYS DCJS OJRP 4/4/2013

Office of Probation and Correctional Alternatives  
COMPAS Assessments and Case Reviews  
February 2013

County	PreTrial Assessments of Failure to Appear (13 Items)	Full COMPAS Assessment (95 Items)	Screener Input /Recidivism (39 Items)	Violence & Recidivism w/Sub. Abuse (22 Items)	Total COMPAS Assessments Including Risk of Violence & Recidivism	COMPAS Case Reviews/ Reclassification
Albany Probation	27	67	0	11	78	295
Allegany Probation	0	23	0	0	23	0
BASICS, Inc PVRC	0	20	0	0	20	0
Broome Probation	0	80	9	4	93	68
Cattaraugus Probation	14	43	0	0	43	70
Cayuga Probation	0	25	0	0	25	75
Chautauqua Probation	0	58	0	0	58	9
Chemung Probation	3	16	0	20	36	94
Chenango Probation	0	35	1	0	36	35
Clinton Probation	25	29	0	0	29	112
Columbia Probation	11	14	0	0	14	3
Cortland Probation	0	10	0	6	16	15
Delaware Probation	0	15	0	0	15	27
Dutchess Co Jail	0	4	0	0	4	0
Dutchess Probation	137	79	8	0	87	130
Erie Probation	0	162	7	1	170	226
Essex Probation	0	9	0	0	9	22
Franklin Probation	8	17	1	16	34	15
Fulton Probation	0	19	0	0	19	25
Genesee Probation	0	44	0	0	44	3
Greene Probation	0	9	0	0	9	39
Herkimer Probation	2	12	21	0	33	55
Jefferson Probation	0	63	0	3	66	61
Lewis Probation	2	7	0	0	7	6
Livingston Probation	0	17	0	0	17	38
Madison Probation	0	25	0	0	25	52
Monroe Probation	0	0	199	13	212	225
Montgomery Probation	0	7	0	3	10	0
Nassau Probation	239	37	0	170	207	297
Niagara Probation	13	57	11	0	68	92
Oneida Probation	0	59	0	0	59	17
Onondaga Probation	0	94	0	0	94	253
Ontario Probation	11	40	5	0	45	72
Orange Probation	1	66	87	2	155	270
Orleans Probation	3	15	0	0	15	6
Oswego Probation	28	63	0	0	63	144
Otsego Probation	0	6	0	0	6	12
Palladia-PVRC	0	2	0	0	2	0
Putnam Jail Pre-Trial ATI	3	0	0	0	0	0
Putnam Probation	0	21	0	0	21	32
Rensselaer Probation	28	43	0	1	44	31
Rockland Probation	0	25	0	0	25	4
Saratoga Probation	12	38	0	0	38	144
Schenectady Probation	0	40	0	0	40	60
Schoharie Probation	0	16	0	0	16	10
Schuyler Probation	0	10	0	0	10	6
Seneca Probation	0	5	0	0	5	21
St. Lawrence Probation	14	15	16	16	47	94
Steuben Probation	15	6	0	33	39	15
Suffolk Probation	0	203	1	140	344	538
Sullivan Probation	0	31	0	0	31	3
Tioga Probation	15	14	0	0	14	15
Tompkins Probation	23	30	0	0	30	56
Ulster Probation	41	32	30	0	62	52
Warren Probation	6	24	0	0	24	64
Washington ATI	23	7	0	0	7	0
Washington Probation	0	4	0	0	4	19
Wayne Probation	0	17	8	0	25	90
Westchester Co Dept of Community MH	0	2	0	0	2	0
Westchester Probation	0	64	0	180	244	205
Wyoming Probation	13	0	4	8	12	5
Yates Probation	2	7	0	0	7	9
<b>Total</b>	<b>719</b>	<b>2,002</b>	<b>408</b>	<b>627</b>	<b>3,037</b>	<b>4,336</b>

Source: NYCOMPAS as of 4/4/2013  
Provided by: NYS DCJS OJRP 4/4/2013

Office of Probation and Correctional Alternatives  
COMPAS Assessments and Case Reviews  
March 2013

County	Pre-Trial Assessments of Failure to Appear (13 Items)	Full COMPAS Assessment (95 Items)	Screener Input /Recidivism (39 Items)	Violence & Recidivism w/Sub. Abuse (22 Items)	Total COMPAS Assessments Including Risk of Violence & Recidivism	COMPAS Case Reviews/ Reclassification
Albany Probation	41	73	0	23	96	216
Allegany Probation	0	20	4	0	24	31
BASICS, Inc PVRC	0	8	0	0	8	0
Broome Probation	0	91	19	6	116	78
Cattaraugus Probation	10	43	0	0	43	32
Cayuga Probation	0	24	0	0	24	8
Chautauqua Probation	0	81	0	0	81	3
Chemung Probation	2	35	0	12	47	127
Chenango Probation	0	35	0	0	35	24
Clinton Probation	8	22	0	0	22	62
Columbia Probation	2	12	0	0	12	0
Cortland Probation	0	4	0	8	12	7
Delaware Probation	0	8	0	0	8	22
Dutchess Co Jail	0	4	0	0	4	0
Dutchess Probation	152	94	6	0	100	176
Erie Probation	0	190	5	1	196	634
Essex Probation	0	4	0	0	4	13
Franklin Probation	5	14	1	21	36	24
Fulton Probation	0	23	0	0	23	36
Genesee Probation	0	26	0	0	26	4
Greene Probation	0	16	0	0	16	27
Herkimer Probation	1	14	17	0	31	21
Jefferson Probation	0	53	0	6	59	108
Lewis Probation	6	7	0	0	7	2
Livingston Probation	0	21	0	2	23	47
Madison Probation	3	27	0	0	27	51
Monroe Probation	0	0	200	3	203	209
Montgomery Probation	0	14	0	4	18	16
Nassau Probation	268	40	0	172	212	310
Niagara Probation	2	45	11	1	57	119
Oneida Probation	0	31	5	0	36	25
Onondaga Probation	0	118	0	0	118	199
Ontario Probation	20	28	8	0	36	162
Orange Probation	2	119	101	4	224	317
Orleans Probation	6	23	1	0	24	2
Oswego Probation	36	79	0	0	79	110
Otsego Probation	0	7	0	0	7	21
Palladia-PVRC	0	0	0	0	0	0
Putnam Jail Pre-Trial ATI	0	0	0	0	0	0
Putnam Probation	4	19	0	0	19	57
Rensselaer Probation	45	42	0	1	43	211
Rockland Probation	0	30	0	0	30	7
Saratoga Probation	9	41	0	0	41	120
Schenectady Probation	0	35	0	0	35	75
Schoharie Probation	0	15	0	0	15	3
Schuyler Probation	0	12	0	1	13	7
Seneca Probation	0	13	0	0	13	2
St. Lawrence Probation	19	34	36	18	88	90
Steuben Probation	13	3	0	27	30	52
Suffolk Probation	0	240	1	179	420	928
Sullivan Probation	0	36	0	0	36	8
Tioga Probation	27	15	0	0	15	25
Tompkins Probation	12	41	0	0	41	37
Ulster Probation	32	41	33	0	74	92
Warren Probation	9	32	0	0	32	30
Washington ATI	17	8	0	0	8	0
Washington Probation	0	8	0	0	8	35
Wayne Probation	0	23	2	0	25	55
Westchester Co Dept of Community MH	0	3	0	0	3	0
Westchester Probation	0	44	1	217	262	262
Wyoming Probation	0	0	9	8	17	20
Yates Probation	0	11	0	0	11	17
<b>Total</b>	<b>751</b>	<b>2,199</b>	<b>460</b>	<b>714</b>	<b>3,373</b>	<b>5,376</b>

Source: NYCOMPAS as of 4/4/2013  
Provided by: NYS DCJS OJRP 4/4/2013

Office of Probation and Correctional Alternatives  
COMPAS Assessments and Case Reviews  
April 2013

County	Pre-Trial Assessments of Failure to Appear (13 Items)	Full COMPAS Assessment (95 Items)	Screening Input /Recidivism (39 Items)	Violence & Recidivism w/Sub. Abuse (22 Items)	Total COMPAS Assessments Including Risk of Violence & Recidivism	COMPAS Case Reviews/ Reclassification
Albany Probation	22	70	0	17	87	207
Allegany Probation	0	19	2	0	21	2
BASICS, Inc PVRC	0	13	0	0	13	0
Broome Probation	1	95	11	2	108	88
Cattaraugus Probation	16	25	0	0	25	16
Cayuga Probation	0	23	0	0	23	4
Chautauqua Probation	0	75	0	0	75	162
Chemung Probation	0	39	0	22	61	64
Chenango Probation	0	37	0	0	37	27
Clinton Probation	11	36	0	0	36	87
Columbia Probation	7	10	0	0	10	10
Cortland Probation	0	10	0	12	22	79
Delaware Probation	0	9	0	0	9	14
Dutchess Co Jail	0	8	0	0	8	0
Dutchess Probation	154	94	9	0	103	197
Erie Probation	0	201	2	4	207	503
Essex Probation	0	6	0	0	6	22
Fortune Society	0	39	0	0	39	0
Franklin Probation	8	17	0	13	30	24
Fulton Probation	0	22	0	0	22	14
Genesee Probation	0	26	0	0	26	7
Greene Probation	0	6	0	0	6	23
Hamilton Probation	0	1	0	0	1	0
Herkimer Probation	2	12	17	0	29	32
Jefferson Probation	0	53	0	0	53	78
Lewis Probation	12	4	0	0	4	9
Livingston Probation	0	13	0	0	13	29
Madison Probation	0	28	0	0	28	64
Monroe Probation	0	2	237	4	243	202
Montgomery Probation	0	13	0	5	18	7
Nassau Probation	259	57	0	161	218	302
Niagara Probation	1	69	15	4	88	119
Oneida Probation	0	38	0	0	38	57
Onondaga Probation	0	119	2	1	122	159
Ontario Probation	15	43	3	0	46	70
Orange Probation	1	101	66	9	176	349
Orleans Probation	3	20	1	0	21	2
Oswego Probation	29	68	0	0	68	104
Otsego Probation	0	6	0	0	6	8
Putnam Probation	4	17	0	0	17	87
Rensselaer Probation	40	47	0	2	49	61
Rockland Probation	0	27	0	0	27	2
Saratoga Probation	9	41	0	0	41	140
Schenectady Probation	0	41	0	0	41	54
Schoharie Probation	0	8	0	0	8	38
Schuyler Probation	0	7	0	0	7	2
Seneca Probation	0	9	0	0	9	4
St. Lawrence Probation	38	26	25	3	54	102
Steuben Probation	19	3	0	26	29	30
Suffolk Probation	0	253	0	159	412	788
Sullivan Probation	1	50	0	0	50	13
Tioga Probation	12	17	0	0	17	31
Tompkins Probation	21	38	0	1	39	51
Ulster Probation	45	27	41	0	68	109
Warren Probation	8	44	0	0	44	55
Washington ATI	26	10	0	0	10	0
Washington Probation	0	32	0	0	32	27
Wayne Probation	0	25	6	0	31	61
Westchester Co Dept of Community MH	0	1	0	0	1	0
Westchester Probation	0	61	0	186	247	270
Wyoming Probation	0	0	13	13	26	3
Yates Probation	1	13	0	0	13	17
<b>Total</b>	<b>765</b>	<b>2,324</b>	<b>450</b>	<b>644</b>	<b>3,418</b>	<b>5,086</b>

Source: NYCOMPAS as of 7/8/2013  
Provided by: NYS DCJS OJRP 7/8/2013

Office of Probation and Correctional Alternatives  
COMPAS Assessments and Case Reviews  
May 2013

County	PreTrial Assessments of Failure to Appear (13 Items)	Full COMPAS Assessment (95 Items)	Screener Input /Recidivism (39 Items)	Violence & Recidivism w/Sub. Abuse (22 Items)	Total COMPAS Assessments Including Risk of Violence & Recidivism	COMPAS Case Reviews/ Reclassification
Albany Probation	26	67	0	17	84	74
Allegany Probation	0	21	2	1	24	28
BASICS, Inc PVRC	0	6	0	0	6	0
Broome Probation	0	102	15	5	122	328
Cattaraugus Probation	19	47	0	0	47	38
Cayuga Probation	0	37	0	0	37	0
Chautauqua Probation	0	153	0	0	153	114
Chemung Probation	0	41	0	8	49	112
Chenango Probation	0	32	0	0	32	48
Clinton Probation	19	21	0	0	21	82
Columbia Probation	5	9	0	0	9	11
Cortland Probation	0	11	0	7	18	37
Delaware Probation	0	11	0	0	11	10
Dutchess Co Jail	0	1	0	0	1	1
Dutchess Probation	144	88	8	0	96	141
Erie Probation	0	216	5	4	225	428
Essex Probation	0	11	0	0	11	114
Fortune Society	0	17	0	0	17	0
Franklin Probation	18	17	0	16	33	36
Fulton Probation	0	18	0	0	18	12
Genesee Probation	0	30	0	0	30	0
Greene Probation	0	12	0	0	12	26
Hamilton Probation	0	0	0	0	0	0
Herkimer Probation	0	14	14	0	28	34
Jefferson Probation	0	66	0	1	67	63
Lewis Probation	5	12	0	0	12	11
Livingston Probation	0	15	0	0	15	46
Madison Probation	4	31	0	0	31	45
Monroe Probation	0	4	254	1	259	384
Montgomery Probation	0	17	1	7	25	66
Nassau Probation	289	45	0	181	226	246
Niagara Probation	2	68	15	1	84	60
Oneida Probation	0	53	0	0	53	41
Onondaga Probation	0	102	27	4	133	169
Ontario Probation	18	45	1	1	47	62
Orange Probation	0	118	61	9	188	263
Orleans Probation	5	17	0	0	17	12
Oswego Probation	31	71	0	0	71	115
Otsego Probation	0	8	0	0	8	24
Putnam Probation	6	21	1	0	22	23
Rensselaer Probation	47	43	0	0	43	70
Rockland Probation	0	26	0	0	26	2
Saratoga Probation	4	34	0	0	34	124
Schenectady Probation	0	47	0	0	47	83
Schoharie Probation	0	10	0	0	10	3
Schuyler Probation	1	9	0	2	11	10
Seneca Probation	0	6	0	0	6	0
St. Lawrence Probation	37	31	37	3	71	106
Steuben Probation	24	14	0	27	41	51
Suffolk Probation	1	230	0	288	518	1,442
Sullivan Probation	5	38	0	1	39	4
Tioga Probation	12	11	0	0	11	97
Tompkins Probation	21	37	0	0	37	31
Ulster Probation	43	25	42	0	67	55
Warren Probation	8	27	0	0	27	51
Washington ATI	33	4	0	0	4	0
Washington Probation	0	9	0	0	9	30
Wayne Probation	0	34	2	0	36	69
Westchester Co Dept of Community MH	0	5	0	0	5	0
Westchester Probation	0	61	0	165	226	225
Wyoming Probation	1	0	12	5	17	12
Yates Probation	0	17	0	0	17	24
<b>Total</b>	<b>828</b>	<b>2,393</b>	<b>497</b>	<b>754</b>	<b>3,644</b>	<b>5,793</b>

Source: NYCOMPAS as of 7/8/2013  
Provided by: NYS DCJS OJRP 7/8/2013



Office of Probation and Correctional Alternatives  
COMPAS Assessments and Case Reviews  
June 2013

County	Pre Trial Assessments of Failure to Appear (13 Items)	Full COMPAS Assessment (95 Items)	Screener Input /Recidivism (39 Items)	Violence & Recidivism w/Sub. Abuse (22 Items)	Total COMPAS Assessments Including Risk of Violence & Recidivism	COMPAS Case Reviews/ Reclassification
Albany Probation	25	59	0	29	88	154
Allegany Probation	0	16	3	1	20	72
BASICS, Inc PVRC	0	7	0	0	7	0
Broome Probation	0	116	9	4	129	75
Cattaraugus Probation	21	44	1	0	45	23
Cayuga Probation	0	25	0	0	25	248
Chautauqua Probation	0	87	0	0	87	21
Chemung Probation	0	40	0	17	57	149
Chenango Probation	0	40	0	0	40	12
Clinton Probation	17	21	0	0	21	127
Columbia Probation	8	5	0	0	5	2
Cortland Probation	8	7	0	17	24	47
Delaware Probation	0	5	0	0	5	43
Dutchess Co Jail	0	3	0	0	3	0
Dutchess Probation	186	73	6	0	79	146
Erie Probation	0	201	6	1	208	249
Essex Probation	0	14	0	0	14	18
Fortune Society	0	6	0	0	6	0
Franklin Probation	11	11	0	25	36	44
Fulton Probation	0	17	0	0	17	47
Genesee Probation	0	60	0	0	60	3
Greene Probation	0	12	0	0	12	12
Hamilton Probation	0	1	0	0	1	0
Herkimer Probation	0	10	20	0	30	17
Jefferson Probation	0	68	0	1	69	78
Lewis Probation	8	4	0	0	4	12
Livingston Probation	0	29	0	0	29	49
Madison Probation	2	21	0	0	21	54
Monroe Probation	0	1	247	3	251	302
Montgomery Probation	0	30	0	3	33	77
Nassau Probation	248	42	0	175	217	365
Niagara Probation	2	56	8	3	67	134
Oneida Probation	0	43	0	0	43	22
Onondaga Probation	0	29	122	11	162	312
Ontario Probation	18	37	5	0	42	49
Orange Probation	1	127	37	6	170	240
Orleans Probation	8	18	0	0	18	22
Oswego Probation	26	79	0	0	79	97
Otsego Probation	0	2	0	0	2	23
Putnam Probation	2	23	0	0	23	71
Rensselaer Probation	32	42	0	1	43	7
Rockland Probation	0	11	0	0	11	3
Saratoga Probation	8	33	0	0	33	141
Schenectady Probation	0	48	0	0	48	97
Schoharie Probation	0	13	0	0	13	10
Schuyler Probation	1	9	0	0	9	17
Seneca Probation	0	4	0	0	4	46
St. Lawrence Probation	26	36	35	2	73	82
Steuben Probation	21	16	0	15	31	47
Suffolk Probation	0	194	1	169	364	822
Sullivan Probation	5	34	0	0	34	27
Tioga Probation	11	19	0	0	19	18
Tompkins Probation	19	33	0	0	33	26
Ulster Probation	44	37	43	0	80	60
Warren Probation	3	37	0	0	37	76
Washington ATI	28	1	0	0	1	0
Washington Probation	0	14	0	0	14	4
Wayne Probation	0	20	7	0	27	50
Westchester Co Dept of Community MH	0	2	0	0	2	0
Westchester Probation	0	130	0	172	302	250
Wyoming Probation	0	0	11	10	21	21
Yates Probation	0	7	0	0	7	33
<b>Total</b>	<b>789</b>	<b>2,229</b>	<b>561</b>	<b>665</b>	<b>3,455</b>	<b>5,253</b>

Source: NYCOMPAS as of 7/8/2013  
Provided by: NYS DCJS OJRP 7/8/2013

Office of Probation and Correctional Alternatives  
COMPAS Assessments and Case Reviews  
July 2013

County	Pretrial Assessments of Failure to Appear (13 Items)	Full COMPAS Assessment (95 Items)	Screeners Input /Recidivism (39 Items)	Violence & Recidivism w/Sub. Abuse (22 Items)	Total COMPAS Assessments Including Risk of Violence & Recidivism	COMPAS Case Reviews/ Reclassification
Albany Probation	24	62	1	20	83	209
Allegany Probation	2	13	1	0	14	15
BASICS, Inc PVRC	0	0	0	0	0	0
Broome Probation	0	116	6	3	125	90
Cattaraugus Probation	18	48	0	0	48	54
Cayuga Probation	0	21	0	0	21	184
Chautauqua Probation	0	112	0	0	112	17
Chemung Probation	0	30	0	5	35	110
Chenango Probation	0	30	0	1	31	50
Clinton Probation	15	23	0	0	23	83
Columbia Probation	10	3	0	0	3	7
Cortland Probation	25	17	0	8	25	21
Delaware Probation	0	8	0	0	8	19
Dutchess Co Jail	0	5	0	0	5	0
Dutchess Probation	173	75	14	0	89	187
Erie Probation	0	168	1	3	172	220
Essex Probation	0	18	0	0	18	55
Franklin Probation	15	17	0	10	27	41
Fulton Probation	0	16	0	0	16	20
Genesee Probation	0	13	0	0	13	26
Greene Probation	0	11	0	0	11	29
Hamilton Probation	0	3	0	0	3	0
Herkimer Probation	0	17	15	0	32	42
Jefferson Probation	0	48	1	0	49	87
Lewis Probation	8	9	0	0	9	8
Livingston Probation	0	29	0	0	29	48
Madison Probation	4	19	0	0	19	38
Monroe Probation	0	2	232	5	239	215
Montgomery Probation	0	16	2	8	26	38
Nassau Probation	205	56	0	135	191	333
Niagara Probation	2	54	12	1	67	99
Oneida Probation	0	57	0	0	57	43
Onondaga Probation	0	31	119	0	150	162
Ontario Probation	17	44	4	0	48	95
Orange Probation	2	86	51	9	146	324
Orleans Probation	6	20	1	1	22	32
Oswego Probation	24	85	0	0	85	71
Otsego Probation	0	7	0	0	7	30
Palladia-PVRC	0	0	0	0	0	0
Putnam Probation	4	12	1	1	14	44
Rensselaer Probation	30	30	0	0	30	0
Rockland Probation	0	27	0	0	27	1
Saratoga Probation	7	36	0	0	36	122
Schenectady Probation	0	47	0	0	47	77
Schoharie Probation	0	7	0	0	7	4
Schuyler Probation	0	12	0	1	13	15
Seneca Probation	0	6	0	0	6	30
St. Lawrence Probation	20	16	21	1	38	92
Steuben Probation	16	18	0	13	31	28
Suffolk Probation	1	220	0	93	313	649
Sullivan Probation	2	38	1	1	40	24
Tioga Probation	12	15	0	0	15	6
Tompkins Probation	18	33	0	0	33	25
Ulster Probation	43	50	38	0	88	103
Warren Probation	2	41	0	0	41	68
Washington ATI	27	13	0	0	13	0
Washington Probation	0	10	0	0	10	15
Wayne Probation	0	19	1	0	20	73
Westchester Co Dept of Community MH	0	0	0	0	0	0
Westchester Probation	0	79	0	140	219	199
Wyoming Probation	1	1	10	7	18	1
Yates Probation	0	15	0	0	15	20
<b>Total</b>	<b>733</b>	<b>2,134</b>	<b>532</b>	<b>466</b>	<b>3,132</b>	<b>4,698</b>

Source: NYCOMPAS as of 10/16/2013  
Provided by: NYS DCJS OJRP 10/16/2013

Office of Probation and Correctional Alternatives  
COMPAS Assessments and Case Reviews  
August 2013

County	Pretrial Assessments of Failure to Appear (13 Items)	Full COMPAS Assessment (95 Items)	Screener Input /Recidivism (39 Items)	Violence & Recidivism w/Sub. Abuse (22 Items)	Total COMPAS Assessments Including Risk of Violence & Recidivism	COMPAS Case Reviews/ Reclassification
Albany Probation	29	86	0	20	106	189
Allegany Probation	5	14	1	0	15	20
BASICS, Inc PVRC	0	1	0	0	1	0
Broome Probation	0	102	10	8	120	75
Cattaraugus Probation	18	35	0	0	35	66
Cayuga Probation	0	19	0	0	19	72
Chautauqua Probation	0	83	0	0	83	28
Chemung Probation	0	31	0	15	46	98
Chenango Probation	0	30	0	0	30	23
Clinton Probation	19	21	0	0	21	81
Columbia Probation	12	7	0	0	7	1
Cortland Probation	18	5	2	3	10	31
Delaware Probation	0	10	0	0	10	13
Dutchess Co Jail	0	2	0	0	2	0
Dutchess Probation	133	98	7	1	106	149
Erie Probation	0	183	3	1	187	231
Essex Probation	0	16	0	0	16	47
Franklin Probation	13	21	1	9	31	63
Fulton Probation	0	16	0	0	16	7
Genesee Probation	0	25	0	0	25	49
Greene Probation	0	22	0	0	22	150
Hamilton Probation	0	0	0	0	0	0
Herkimer Probation	0	10	14	0	24	46
Jefferson Probation	0	50	0	1	51	57
Lewis Probation	4	9	0	0	9	6
Livingston Probation	0	14	0	0	14	33
Madison Probation	7	21	0	0	21	50
Monroe Probation	0	5	277	4	286	298
Montgomery Probation	0	16	0	6	22	28
Nassau Probation	172	61	0	147	208	347
Niagara Probation	4	46	9	4	59	102
Oneida Probation	0	49	1	0	50	27
Onondaga Probation	0	21	122	3	146	111
Ontario Probation	32	36	3	0	39	58
Orange Probation	1	69	48	9	126	269
Orleans Probation	3	21	1	0	22	16
Oswego Probation	29	67	0	0	67	98
Otsego Probation	0	7	0	0	7	20
Palladia-PVRC	0	15	0	0	15	0
Putnam Probation	3	23	1	0	24	31
Rensselaer Probation	44	45	0	0	45	10
Rockland Probation	1	25	0	0	25	10
Saratoga Probation	11	50	0	0	50	117
Schenectady Probation	0	40	0	0	40	79
Schoharie Probation	0	7	0	0	7	7
Schuyler Probation	0	14	0	0	14	4
Seneca Probation	0	4	0	0	4	3
St. Lawrence Probation	28	22	33	3	58	53
Steuben Probation	17	5	0	34	39	20
Suffolk Probation	0	176	0	146	322	721
Sullivan Probation	0	33	0	0	33	29
Tioga Probation	9	19	0	0	19	31
Tompkins Probation	20	39	0	0	39	35
Ulster Probation	55	33	36	0	69	103
Warren Probation	5	33	0	0	33	79
Washington ATI	26	12	0	0	12	0
Washington Probation	0	10	0	0	10	15
Wayne Probation	0	32	4	0	36	221
Westchester Co Dept of Community MH	0	2	0	0	2	0
Westchester Probation	0	106	0	128	234	387
Wyoming Probation	0	0	10	7	17	18
Yates Probation	1	9	0	0	9	10
<b>Total</b>	<b>719</b>	<b>2,083</b>	<b>583</b>	<b>549</b>	<b>3,215</b>	<b>4,942</b>

Source: NYCOMPAS as of 10/16/2013  
Provided by: NYS DCJS OJRP 10/16/2013

Office of Probation and Correctional Alternatives  
COMPAS Assessments and Case Reviews  
September 2013

County	Pretrial Assessments of Failure to Appear (13 Items)	Full COMPAS Assessment (95 Items)	Screener Input /Recidivism (39 Items)	Violence & Recidivism w/Sub. Abuse (22 Items)	Total COMPAS Assessments Including Risk of Violence & Recidivism	COMPAS Case Reviews/ Reclassification
Albany Probation	16	68	0	25	93	147
Allegany Probation	12	24	1	0	25	28
BASICS, Inc PVRC	0	0	0	0	0	0
Broome Probation	0	98	15	15	128	54
Cattaraugus Probation	12	38	0	0	38	22
Cayuga Probation	0	10	0	0	10	0
Chautauqua Probation	0	89	0	0	89	30
Chemung Probation	0	30	0	11	41	147
Chenango Probation	0	46	0	0	46	15
Clinton Probation	27	22	0	0	22	75
Columbia Probation	6	10	0	0	10	5
Cortland Probation	21	4	0	6	10	29
Delaware Probation	0	4	0	0	4	22
Dutchess Co Jail	0	1	0	0	1	0
Dutchess Probation	162	117	6	0	123	110
Erie Probation	0	181	1	1	183	215
Essex Probation	0	18	0	0	18	75
Franklin Probation	11	20	0	4	24	40
Fulton Probation	0	23	0	0	23	33
Genesee Probation	0	21	0	0	21	35
Greene Probation	0	7	0	0	7	34
Hamilton Probation	0	0	0	0	0	0
Herkimer Probation	0	11	12	0	23	49
Jefferson Probation	0	52	0	2	54	85
Lewis Probation	7	8	0	0	8	16
Livingston Probation	0	18	0	0	18	31
Madison Probation	5	25	0	0	25	42
Monroe Probation	0	4	236	7	247	322
Montgomery Probation	0	9	0	7	16	21
Nassau Probation	226	61	1	185	247	319
Niagara Probation	3	43	12	2	57	110
Oneida Probation	0	42	0	0	42	23
Onondaga Probation	0	21	122	4	147	246
Ontario Probation	27	36	4	0	40	45
Orange Probation	1	96	70	14	180	268
Orleans Probation	5	14	1	0	15	3
Oswego Probation	31	51	0	0	51	101
Otsego Probation	0	6	0	0	6	18
Palladia-PVRC	0	2	0	0	2	0
Putnam Probation	2	21	0	0	21	46
Rensselaer Probation	42	33	0	0	33	16
Rockland Probation	1	26	0	0	26	3
Saratoga Probation	11	28	0	0	28	196
Schenectady Probation	0	39	0	0	39	62
Schoharie Probation	0	8	0	0	8	9
Schuyler Probation	0	10	0	0	10	17
Seneca Probation	0	3	0	0	3	2
St. Lawrence Probation	25	43	24	2	69	91
Steuben Probation	21	11	0	23	34	31
Suffolk Probation	29	185	0	85	270	682
Sullivan Probation	12	29	0	0	29	8
Tioga Probation	14	15	0	0	15	7
Tompkins Probation	14	30	0	0	30	31
Ulster Probation	41	30	47	0	77	72
Warren Probation	3	35	0	0	35	68
Washington ATI	38	19	0	0	19	0
Washington Probation	0	9	0	0	9	41
Wayne Probation	0	13	1	0	14	67
Westchester Co Dept of Community MH	0	4	0	0	4	0
Westchester Probation	0	103	0	204	307	239
Wyoming Probation	23	0	10	1	11	21
Yates Probation	0	12	0	0	12	16
<b>Total</b>	<b>848</b>	<b>2,036</b>	<b>563</b>	<b>598</b>	<b>3,197</b>	<b>4,540</b>

Source: NYCOMPAS as of 10/16/2013  
Provided by: NYS DCJS OJRP 10/16/2013

Office of Probation and Correctional Alternatives  
COMPAS Assessments and Case Reviews  
October 2013

County	PreTrial Assessments of Failure to Appear (13 Items)	Full COMPAS Assessment (95 Items)	Screeners Input /Recidivism (39 Items)	Violence & Recidivism w/Sub. Abuse (22 Items)	Total COMPAS Assessments Including Risk of Violence & Recidivism	COMPAS Case Reviews/ Reclassification
Albany Probation	5	68	1	17	86	159
Allegany Probation	6	18	3	0	21	23
Broome Probation	0	127	10	3	140	83
Cattaraugus Probation	15	30	0	0	30	94
Cayuga Probation	0	23	0	0	23	0
Chautauqua Probation	0	83	0	0	83	49
Chemung Probation	0	31	0	7	38	131
Chenango Probation	0	45	0	0	45	19
Clinton Probation	21	16	0	0	16	98
Columbia Probation	7	12	0	0	12	7
Cortland Probation	30	5	0	10	15	80
Delaware Probation	0	5	0	0	5	17
Dutchess Co Jail	0	2	0	0	2	0
Dutchess Probation	111	92	6	0	98	200
Erie Probation	0	190	3	3	196	249
Essex Probation	0	5	0	0	5	31
Franklin Probation	11	29	0	1	30	75
Fulton Probation	0	19	0	0	19	67
Genesee Probation	0	28	0	0	28	104
Greene Probation	0	9	0	0	9	26
Hamilton Probation	0	5	0	0	5	0
Herkimer Probation	0	15	17	0	32	35
Jefferson Probation	0	69	0	0	69	102
Lewis Probation	5	9	0	0	9	24
Livingston Probation	0	24	0	0	24	44
Madison Probation	0	26	0	0	26	55
Monroe Probation	0	2	272	1	275	335
Montgomery Probation	0	12	1	6	19	29
Nassau Probation	174	91	1	202	294	361
Niagara Probation	0	47	15	1	63	111
Oneida Probation	0	60	1	0	61	76
Onondaga Probation	0	24	132	3	159	350
Ontario Probation	19	44	5	0	49	88
Orange Probation	2	148	32	4	184	239
Orleans Probation	2	18	2	0	20	6
Oswego Probation	42	75	0	0	75	92
Otsego Probation	0	8	0	0	8	20
Palladia-PVRC	0	5	0	0	5	0
Putnam Probation	3	21	1	1	23	54
Rensselaer Probation	41	35	0	0	35	16
Rockland Probation	0	27	0	0	27	0
Saratoga Probation	9	35	0	0	35	122
Schenectady Probation	0	49	0	0	49	93
Schoharie Probation	0	5	0	0	5	6
Schuyler Probation	0	17	0	1	18	11
Seneca Probation	0	7	0	0	7	19
St. Lawrence Probation	32	58	17	1	76	106
Steuben Probation	22	14	0	15	29	15
Suffolk Probation	12	179	1	80	260	714
Sullivan Probation	12	37	0	0	37	23
Tioga Probation	15	18	0	0	18	25
Tompkins Probation	19	29	0	0	29	65
Ulster Probation	43	29	51	1	81	104
Warren Probation	2	22	0	0	22	74
Washington ATI	34	9	0	0	9	0
Washington Probation	0	17	0	0	17	40
Wayne Probation	0	15	7	0	22	65
Westchester Co Dept of Community	0	2	0	0	2	0
Westchester Probation	0	90	1	178	269	266
Wyoming Probation	1	1	9	10	20	41
Yates Probation	0	9	0	0	9	22
<b>Total</b>	<b>695</b>	<b>2,244</b>	<b>588</b>	<b>545</b>	<b>3,377</b>	<b>5,360</b>

Source: NYCOMPAS as of 1/8/2014  
Provided by: NYS DCJS OJRP 1/16/2014

Office of Probation and Correctional Alternatives  
COMPAS Assessments and Case Reviews  
November 2013

County	PreTrial Assessments of Failure to Appear (13 Items)	Full COMPAS Assessment (95 Items)	Screeners Input /Recidivism (39 Items)	Violence & Recidivism w/Sub. Abuse (22 Items)	Total COMPAS Assessments Including Risk of Violence & Recidivism	COMPAS Case Reviews/ Reclassification
Albany Probation	10	71	0	16	87	122
Allegany Probation	3	17	4	0	21	11
Broome Probation	0	94	9	3	106	89
Cattaraugus Probation	6	26	1	0	27	49
Cayuga Probation	0	9	0	0	9	0
Chautauqua Probation	0	84	0	0	84	32
Chemung Probation	0	43	0	11	54	58
Chenango Probation	0	33	0	0	33	72
Clinton Probation	15	16	0	0	16	71
Columbia Probation	3	7	0	0	7	3
Cortland Probation	20	3	0	7	10	49
Delaware Probation	0	5	0	0	5	41
Dutchess Co Jail	0	8	0	0	8	0
Dutchess Probation	134	68	7	0	75	146
Erie Probation	0	170	3	3	176	219
Essex Probation	0	5	0	0	5	36
Franklin Probation	11	28	0	4	32	8
Fulton Probation	0	17	0	0	17	15
Genesee Probation	0	35	0	0	35	40
Greene Probation	0	10	0	0	10	16
Hamilton Probation	0	6	0	1	7	0
Herkimer Probation	0	10	17	0	27	27
Jefferson Probation	0	51	0	0	51	53
Lewis Probation	7	8	0	0	8	9
Livingston Probation	0	26	2	0	28	55
Madison Probation	6	17	0	0	17	53
Monroe Probation	0	2	230	4	236	242
Montgomery Probation	0	12	0	6	18	9
Nassau Probation	152	62	0	142	204	183
Niagara Probation	2	56	11	1	68	80
Oneida Probation	0	45	0	0	45	33
Onondaga Probation	0	22	134	2	158	267
Ontario Probation	31	29	1	0	30	59
Orange Probation	0	146	5	1	152	250
Orleans Probation	6	16	0	0	16	7
Oswego Probation	32	53	0	0	53	34
Otsego Probation	0	6	0	0	6	21
Palladia-PVRC	0	1	0	0	1	0
Putnam Probation	1	18	0	0	18	33
Rensselaer Probation	38	33	0	2	35	0
Rockland Probation	0	34	0	0	34	2
Saratoga Probation	7	39	0	0	39	73
Schenectady Probation	0	33	0	0	33	54
Schoharie Probation	0	12	0	0	12	15
Schuyler Probation	0	9	0	1	10	13
Seneca Probation	0	4	1	0	5	5
St. Lawrence Probation	19	34	15	0	49	96
Steuben Probation	17	9	0	21	30	7
Suffolk Probation	18	200	0	110	310	723
Sullivan Probation	2	26	0	2	28	17
Tioga Probation	10	22	0	0	22	29
Tompkins Probation	15	30	0	0	30	28
Ulster Probation	40	28	47	0	75	96
Warren Probation	3	28	0	0	28	53
Washington ATI	27	10	0	0	10	0
Washington Probation	0	20	0	0	20	27
Wayne Probation	0	21	8	0	29	34
Westchester Co Dept of Community MH	0	1	0	0	1	0
Westchester Probation	0	61	0	185	246	143
Wyoming Probation	8	0	16	5	21	15
Yates Probation	0	10	0	0	10	16
<b>Total</b>	<b>643</b>	<b>1,999</b>	<b>511</b>	<b>527</b>	<b>3,037</b>	<b>3,938</b>

Source: NYCOMPAS as of 1/8/2014  
Provided by: NYS DCJS OJRP 1/16/2014

Office of Probation and Correctional Alternatives  
COMPAS Assessments and Case Reviews  
December 2013

County	Pre Trial Assessments of Failure to Appear (13 Items)	Full COMPAS Assessment (95 Items)	Screener Input /Recidivism (39 Items)	Violence & Recidivism w/Sub. Abuse (22 Items)	COMPAS Assessments Including Risk of Violence &	COMPAS Case Reviews/ Reclassification
Albany Probation	11	60	0	13	73	128
Allegany Probation	5	18	3	0	21	32
Broome Probation	1	66	10	5	81	55
Cattaraugus Probation	9	22	1	0	23	70
Cayuga Probation	0	14	0	0	14	114
Chautauqua Probation	0	82	0	0	82	46
Chemung Probation	0	37	0	26	63	92
Chenango Probation	0	42	1	0	43	40
Clinton Probation	17	23	0	0	23	97
Columbia Probation	9	9	0	0	9	1
Cortland Probation	17	8	0	10	18	32
Delaware Probation	0	1	0	0	1	11
Dutchess Co Jail	0	6	0	0	6	0
Dutchess Probation	140	87	3	0	90	146
Erie Probation	0	213	1	2	216	221
Essex Probation	0	10	0	0	10	27
Franklin Probation	13	19	0	4	23	8
Fulton Probation	0	25	0	0	25	29
Genesee Probation	0	18	0	0	18	74
Greene Probation	0	18	0	0	18	13
Hamilton Probation	0	1	0	0	1	0
Herkimer Probation	0	7	21	0	28	20
Jefferson Probation	0	43	0	0	43	72
Lewis Probation	6	12	0	0	12	20
Livingston Probation	0	21	0	0	21	67
Madison Probation	3	23	0	0	23	53
Monroe Probation	0	3	222	5	230	275
Montgomery Probation	0	7	0	8	15	31
Nassau Probation	136	55	0	127	182	174
Niagara Probation	0	53	14	2	69	83
Oneida Probation	0	46	1	0	47	34
Onondaga Probation	0	9	93	0	102	152
Ontario Probation	15	41	1	0	42	31
Orange Probation	0	129	1	1	131	233
Orleans Probation	0	12	1	0	13	18
Oswego Probation	34	58	0	0	58	115
Otsego Probation	0	9	0	0	9	13
Palladia-PVRC	0	0	0	0	0	0
Putnam Probation	1	16	0	0	16	42
Rensselaer Probation	28	28	0	2	30	6
Rockland Probation	0	18	0	0	18	1
Saratoga Probation	8	34	0	0	34	81
Schenectady Probation	0	25	2	0	27	73
Schoharie Probation	0	8	0	0	8	20
Schuyler Probation	2	13	0	0	13	6
Seneca Probation	0	9	0	0	9	28
St. Lawrence Probation	25	34	20	0	54	141
Steuben Probation	19	20	0	32	52	54
Suffolk Probation	26	182	2	104	288	1,165
Sullivan Probation	1	32	0	0	32	15
Tioga Probation	9	11	0	0	11	11
Tompkins Probation	18	29	0	0	29	32
Ulster Probation	39	49	47	1	97	98
Warren Probation	3	18	0	0	18	35
Washington ATI	23	12	0	0	12	0
Washington Probation	0	10	0	0	10	3
Wayne Probation	0	20	8	0	28	101
Westchester Co Dept of Community MH	0	0	0	0	0	0
Westchester Probation	0	71	1	185	257	203
Wyoming Probation	0	0	22	2	24	10
Yates Probation	0	11	0	0	11	23
<b>Total</b>	<b>618</b>	<b>1,957</b>	<b>475</b>	<b>529</b>	<b>2,961</b>	<b>4,775</b>

Source: NYCOMPAS as of 1/8/2014  
Provided by: NYS DCJS OJRP 1/16/2014

Office of Probation and Correctional Alternatives  
COMPAS Assessments Including Risk of Violence & Recidivism  
1st Quarter 2013

	JAN	FEB	MAR	1st Qtr Total
Albany Probation	104	78	96	278
Allegany Probation	16	23	24	63
BASICS, Inc PVRC	0	20	8	28
Broome Probation	117	93	116	326
Cattaraugus Probation	47	43	43	133
Cayuga Probation	46	25	24	95
Chautauqua Probation	84	58	81	223
Chemung Probation	53	36	47	136
Chenango Probation	32	36	35	103
Clinton Probation	29	29	22	80
Columbia Probation	22	14	12	48
Cortland Probation	11	16	12	39
Delaware Probation	5	15	8	28
Dutchess Co Jail	5	4	4	13
Dutchess Probation	102	87	100	289
Erie Probation	208	170	196	574
Essex Probation	7	9	4	20
Franklin Probation	28	34	36	98
Fulton Probation	20	19	23	62
Genesee Probation	27	44	26	97
Greene Probation	13	9	16	38
Hamilton Probation	0	0	0	0
Herkimer Probation	24	33	31	88
Jefferson Probation	74	66	59	199
Lewis Probation	7	7	7	21
Livingston Probation	18	17	23	58
Madison Probation	28	25	27	80
Monroe Probation	249	212	203	664
Montgomery Probation	29	10	18	57
Nassau Probation	195	207	212	614
Niagara Probation	74	68	57	199
Oneida Probation	56	59	36	151
Onondaga Probation	138	94	118	350
Ontario Probation	45	45	36	126
Orange Probation	155	155	224	534
Orleans Probation	23	15	24	62
Oswego Probation	65	63	79	207
Otsego Probation	9	6	7	22
Palladia-PVRC	2	2	0	4
Putnam Jail Pre-Trial ATI	0	0	0	0
Putnam Probation	26	21	19	66
Rensselaer Probation	50	44	43	137
Rockland Probation	30	25	30	85
Saratoga Probation	39	38	41	118
Schenectady Probation	60	40	35	135
Schoharie Probation	6	16	15	37
Schuyler Probation	12	10	13	35
Seneca Probation	17	5	13	35
St. Lawrence Probation	63	47	88	198
Steuben Probation	64	39	30	133
Suffolk Probation	394	344	420	1,158
Sullivan Probation	37	31	36	104
Tioga Probation	15	14	15	44
Tompkins Probation	36	30	41	107
Ulster Probation	78	62	74	214
Warren Probation	42	24	32	98
Washington ATI	10	7	8	25
Washington Probation	3	4	8	15
Wayne Probation	28	25	25	78
Westchester Co Dept of Community MH	5	2	3	10
Westchester Probation	262	244	262	768
Wyoming Probation	21	12	17	50
Yates Probation	16	7	11	34
<b>Total</b>	<b>3,481</b>	<b>3,037</b>	<b>3,373</b>	<b>9,891</b>



Office of Probation and Correctional Alternatives  
COMPAS Assessments Including Risk of Violence & Recidivism  
2nd Quarter 2013

	APR	MAY	JUN	2nd Qtr Total
Albany Probation	87	84	88	259
Allegany Probation	21	24	20	65
BASICS, Inc PVRC	13	6	7	26
Broome Probation	108	122	129	359
Cattaraugus Probation	25	47	45	117
Cayuga Probation	23	37	25	85
Chautauqua Probation	75	153	87	315
Chemung Probation	61	49	57	167
Chenango Probation	37	32	40	109
Clinton Probation	36	21	21	78
Columbia Probation	10	9	5	24
Cortland Probation	22	18	24	64
Delaware Probation	9	11	5	25
Dutchess Co Jail	8	1	3	12
Dutchess Probation	103	96	79	278
Erie Probation	207	225	208	640
Essex Probation	6	11	14	31
Fortune Society	39	17	6	62
Franklin Probation	30	33	36	99
Fulton Probation	22	18	17	57
Genesee Probation	26	30	60	116
Greene Probation	6	12	12	30
Hamilton Probation	1	0	1	2
Herkimer Probation	29	28	30	87
Jefferson Probation	53	67	69	189
Lewis Probation	4	12	4	20
Livingston Probation	13	15	29	57
Madison Probation	28	31	21	80
Monroe Probation	243	259	251	753
Montgomery Probation	18	25	33	76
Nassau Probation	218	226	217	661
Niagara Probation	88	84	67	239
NYS DCJS	0	0	0	0
Oneida Probation	38	53	43	134
Onondaga Probation	122	133	162	417
Ontario Probation	46	47	42	135
Orange Probation	176	188	170	534
Orleans Probation	21	17	18	56
Oswego Probation	68	71	79	218
Otsego Probation	6	8	2	16
Palladia-PVRC	0	0	0	0
Putnam Jail Pre-Trial ATI	0	0	0	0
Putnam Probation	17	22	23	62
Rensselaer Probation	49	43	43	135
Rockland Probation	27	26	11	64
Saratoga Probation	41	34	33	108
Schenectady Probation	41	47	48	136
Schoharie Probation	8	10	13	31
Schuyler Probation	7	11	9	27
Seneca Probation	9	6	4	19
St. Lawrence Probation	54	71	73	198
Steuben Probation	29	41	31	101
Suffolk Probation	412	518	364	1,294
Sullivan Probation	50	39	34	123
Tioga Probation	17	11	19	47
Tompkins Probation	39	37	33	109
Ulster Probation	68	67	80	215
Warren Probation	44	27	37	108
Washington ATI	10	4	1	15
Washington Probation	32	9	14	55
Wayne Probation	31	36	27	94
Westchester Co Dept of Community MH	1	5	2	8
Westchester Probation	247	226	302	775
Wyoming Probation	26	17	21	64
Yates Probation	13	17	7	37
Total	3,418	3,644	3,455	10,517

Office of Probation and Correctional Alternatives  
COMPAS Assessments Including Risk of Violence & Recidivism  
3rd Quarter 2013

	JUL	AUG	SEP	3rd Qtr Total
Albany Probation	83	106	93	282
Allegany Probation	14	15	25	54
BASICS, Inc PVRC	0	1	0	1
Broome Probation	125	120	128	373
Cattaraugus Probation	48	35	38	121
Cayuga Probation	21	19	10	50
Chautauqua Probation	112	83	89	284
Chemung Probation	35	46	41	122
Chenango Probation	31	30	46	107
Clinton Probation	23	21	22	66
Columbia Probation	3	7	10	20
Cortland Probation	25	10	10	45
Delaware Probation	8	10	4	22
Dutchess Co Jail	5	2	1	8
Dutchess Probation	89	106	123	318
Erie Probation	172	187	183	542
Essex Probation	18	16	18	52
Fortune Society	0	0	0	0
Franklin Probation	27	31	24	82
Fulton Probation	16	16	23	55
Genesee Probation	13	25	21	59
Greene Probation	11	22	7	40
Hamilton Probation	3	0	0	3
Herkimer Probation	32	24	23	79
Jefferson Probation	49	51	54	154
Lewis Probation	9	9	8	26
Livingston Probation	29	14	18	61
Madison Probation	19	21	25	65
Monroe Probation	239	286	247	772
Montgomery Probation	26	22	16	64
Nassau Probation	191	208	247	646
Niagara Probation	67	59	57	183
NYS DCJS	0	0	0	0
Oneida Probation	57	50	42	149
Onondaga Probation	150	146	147	443
Ontario Probation	48	39	40	127
Orange Probation	146	126	180	452
Orleans Probation	22	22	15	59
Oswego Probation	85	67	51	203
Otsego Probation	7	7	6	20
Palladia-PVRC	0	15	2	17
Putnam Jail Pre-Trial ATI	0	0	0	0
Putnam Probation	14	24	21	59
Rensselaer Probation	30	45	33	108
Rockland Probation	27	25	26	78
Saratoga Probation	36	50	28	114
Schenectady Probation	47	40	39	126
Schoharie Probation	7	7	8	22
Schuyler Probation	13	14	10	37
Seneca Probation	6	4	3	13
St. Lawrence Probation	38	58	69	165
Steuben Probation	31	39	34	104
Suffolk Probation	313	322	270	905
Sullivan Probation	40	33	29	102
Tioga Probation	15	19	15	49
Tompkins Probation	33	39	30	102
Ulster Probation	88	69	77	234
Warren Probation	41	33	35	109
Washington ATI	13	12	19	44
Washington Probation	10	10	9	29
Wayne Probation	20	36	14	70
Westchester Co Dept of Community MH	0	2	4	6
Westchester Probation	219	234	307	760
Wyoming Probation	18	17	11	46
Yates Probation	15	9	12	36
Total	3,132	3,215	3,197	9,544

Office of Probation and Correctional Alternatives  
COMPAS Assessments Including Risk of Violence & Recidivism  
4th Quarter 2013

	OCT	NOV	DEC	Total
Albany Probation	86	87	73	246
Allegany Probation	21	21	21	63
BASICS, Inc PVRC	0	0	0	0
Broome Probation	140	106	81	327
Cattaraugus Probation	30	27	23	80
Cayuga Probation	23	9	14	46
Chautauqua Probation	83	84	82	249
Chemung Probation	38	54	63	155
Chenango Probation	45	33	43	121
Clinton Probation	16	16	23	55
Columbia Probation	12	7	9	28
Cortland Probation	15	10	18	43
Delaware Probation	5	5	1	11
Dutchess Co Jail	2	8	6	16
Dutchess Probation	98	75	90	263
Erie Probation	196	176	216	588
Essex Probation	5	5	10	20
Fortune Society	0	0	0	0
Franklin Probation	30	32	23	85
Fulton Probation	19	17	25	61
Genesee Probation	28	35	18	81
Greene Probation	9	10	18	37
Hamilton Probation	5	7	1	13
Herkimer Probation	32	27	28	87
Jefferson Probation	69	51	43	163
Lewis Probation	9	8	12	29
Livingston Probation	24	28	21	73
Madison Probation	26	17	23	66
Monroe Probation	275	236	230	741
Montgomery Probation	19	18	15	52
Nassau Probation	294	204	182	680
Niagara Probation	63	68	69	200
NYS DCJS	0	0	0	0
Oneida Probation	61	45	47	153
Onondaga Probation	159	158	102	419
Ontario Probation	49	30	42	121
Orange Probation	184	152	131	467
Orleans Probation	20	16	13	49
Oswego Probation	75	53	58	186
Otsego Probation	8	6	9	23
Palladia-PVRC	5	1	0	6
Putnam Jail Pre-Trial ATI	0	0	0	0
Putnam Probation	23	18	16	57
Rensselaer Probation	35	35	30	100
Rockland Probation	27	34	18	79
Saratoga Probation	35	39	34	108
Schenectady Probation	49	33	27	109
Schoharie Probation	5	12	8	25
Schuyler Probation	18	10	13	41
Seneca Probation	7	5	9	21
St. Lawrence Probation	76	49	54	179
Steuben Probation	29	30	52	111
Suffolk Probation	260	310	288	858
Sullivan Probation	37	28	32	97
Tioga Probation	18	22	11	51
Tompkins Probation	29	30	29	88
Ulster Probation	81	75	97	253
Warren Probation	22	28	18	68
Washington ATI	9	10	12	31
Washington Probation	17	20	10	47
Wayne Probation	22	29	28	79
Westchester Co Dept of	2	1	0	3
Westchester Probation	269	246	257	772
Wyoming Probation	20	21	24	65
Yates Probation	9	10	11	30
Total	3,377	3,037	2,961	9,375

Source: NYCOMPAS as of 1/8/2014  
Provided by: NYS DCJS OJRP 1/16/2014

Office of Probation and Correctional Alternatives  
COMPAS Case Reviews/Reclassifications  
1st Quarter 2013

	JAN	FEB	MAR	1st Qtr Total
Albany Probation	193	295	216	704
Allegany Probation	35	0	31	66
Broome Probation	60	68	78	206
Cattaraugus Probation	82	70	32	184
Cayuga Probation	328	75	8	411
Chautauqua Probation	7	9	3	19
Chemung Probation	108	94	127	329
Chenango Probation	20	35	24	79
Clinton Probation	83	112	62	257
Columbia Probation	1	3	0	4
Cortland Probation	37	15	7	59
Delaware Probation	7	27	22	56
Dutchess Probation	244	130	176	550
Erie Probation	484	226	634	1,344
Essex Probation	11	22	13	46
Franklin Probation	24	15	24	63
Fulton Probation	40	25	36	101
Genesee Probation	3	3	4	10
Greene Probation	1	39	27	67
Herkimer Probation	41	55	21	117
Jefferson Probation	88	61	108	257
Lewis Probation	9	6	2	17
Livingston Probation	40	38	47	125
Madison Probation	52	52	51	155
Monroe Probation	283	225	209	717
Montgomery Probation	15	0	16	31
Nassau Probation	431	297	310	1,038
Niagara Probation	105	92	119	316
Oneida Probation	38	17	25	80
Onondaga Probation	300	253	199	752
Ontario Probation	68	72	162	302
Orange Probation	332	270	317	919
Orleans Probation	8	6	2	16
Oswego Probation	139	144	110	393
Otsego Probation	19	12	21	52
Putnam Probation	79	32	57	168
Rensselaer Probation	0	31	211	242
Rockland Probation	1	4	7	12
Saratoga Probation	107	144	120	371
Schenectady Probation	113	60	75	248
Schoharie Probation	17	10	3	30
Schuyler Probation	17	6	7	30
Seneca Probation	12	21	2	35
St. Lawrence Probation	59	94	90	243
Steuben Probation	13	15	52	80
Suffolk Probation	855	538	928	2,321
Sullivan Probation	20	3	8	31
Tioga Probation	17	15	25	57
Tompkins Probation	70	56	37	163
Ulster Probation	121	52	92	265
Warren Probation	65	64	30	159
Washington Probation	1	19	35	55
Wayne Probation	79	90	55	224
Westchester Probation	295	205	262	762
Wyoming Probation	21	5	20	46
Yates Probation	22	9	17	48
Total	5,720	4,336	5,376	15,432

Source: NYCOMPAS as of 4/4/2013  
Provided by: NYS DCJS OJRP 4/4/2013

Office of Probation and Correctional Alternatives  
COMPAS Case Reviews/Reclassifications  
2nd Quarter 2013

	APR	MAY	JUN	2nd Qtr Total
Albany Probation	207	74	154	435
Allegany Probation	2	28	72	102
Broome Probation	88	328	75	491
Cattaraugus Probation	16	38	23	77
Cayuga Probation	4	0	248	252
Chautauqua Probation	162	114	21	297
Chemung Probation	64	112	149	325
Chenango Probation	27	48	12	87
Clinton Probation	87	82	127	296
Columbia Probation	10	11	2	23
Cortland Probation	79	37	47	163
Delaware Probation	14	10	43	67
Dutchess Co Jail	0	1	0	1
Dutchess Probation	197	141	146	484
Erie Probation	503	428	249	1,180
Essex Probation	22	114	18	154
Franklin Probation	24	36	44	104
Fulton Probation	14	12	47	73
Genesee Probation	7	0	3	10
Greene Probation	23	26	12	61
Herkimer Probation	32	34	17	83
Jefferson Probation	78	63	78	219
Lewis Probation	9	11	12	32
Livingston Probation	29	46	49	124
Madison Probation	64	45	54	163
Monroe Probation	202	384	302	888
Montgomery Probation	7	66	77	150
Nassau Probation	302	246	365	913
Niagara Probation	119	60	134	313
Oneida Probation	57	41	22	120
Onondaga Probation	159	169	312	640
Ontario Probation	70	62	49	181
Orange Probation	349	263	240	852
Orleans Probation	2	12	22	36
Oswego Probation	104	115	97	316
Otsego Probation	8	24	23	55
Putnam Probation	87	23	71	181
Rensselaer Probation	61	70	7	138
Rockland Probation	2	2	3	7
Saratoga Probation	140	124	141	405
Schenectady Probation	54	83	97	234
Schoharie Probation	38	3	10	51
Schuyler Probation	2	10	17	29
Seneca Probation	4	0	46	50
St. Lawrence Probation	102	106	82	290
Steuben Probation	30	51	47	128
Suffolk Probation	788	1,442	822	3,052
Sullivan Probation	13	4	27	44
Tioga Probation	31	97	18	146
Tompkins Probation	51	31	26	108
Ulster Probation	109	55	60	224
Warren Probation	55	51	76	182
Washington Probation	27	30	4	61
Wayne Probation	61	69	50	180
Westchester Probation	270	225	250	745
Wyoming Probation	3	12	21	36
Yates Probation	17	24	33	74
Total	5,086	5,793	5,253	16,132

Source: NYCOMPAS as of 7/8/2013  
Provided by: NYS DCJS OJRP 7/8/2013

Office of Probation and Correctional Alternatives  
COMPAS Case Reviews/Reclassifications  
3rd Quarter 2013

	JUL	AUG	SEP	3rd Qtr Total
Albany Probation	209	189	147	545
Allegany Probation	15	20	28	63
Broome Probation	90	75	54	219
Cattaraugus Probation	54	66	22	142
Cayuga Probation	184	72	0	256
Chautauqua Probation	17	28	30	75
Chemung Probation	110	98	147	355
Chenango Probation	50	23	15	88
Clinton Probation	83	81	75	239
Columbia Probation	7	1	5	13
Cortland Probation	21	31	29	81
Delaware Probation	19	13	22	54
Dutchess Probation	187	149	110	446
Erie Probation	220	231	215	666
Essex Probation	55	47	75	177
Franklin Probation	41	63	40	144
Fulton Probation	20	7	33	60
Genesee Probation	26	49	35	110
Greene Probation	29	150	34	213
Herkimer Probation	42	46	49	137
Jefferson Probation	87	57	85	229
Lewis Probation	8	6	16	30
Livingston Probation	48	33	31	112
Madison Probation	38	50	42	130
Monroe Probation	215	298	322	835
Montgomery Probation	38	28	21	87
Nassau Probation	333	347	319	999
Niagara Probation	99	102	110	311
Oneida Probation	43	27	23	93
Onondaga Probation	162	111	246	519
Ontario Probation	95	58	45	198
Orange Probation	324	269	268	861
Orleans Probation	32	16	3	51
Oswego Probation	71	98	101	270
Otsego Probation	30	20	18	68
Putnam Probation	44	31	46	121
Rensselaer Probation	0	10	16	26
Rockland Probation	1	10	3	14
Saratoga Probation	122	117	196	435
Schenectady Probation	77	79	62	218
Schoharie Probation	4	7	9	20
Schuyler Probation	15	4	17	36
Seneca Probation	30	3	2	35
St. Lawrence Probation	92	53	91	236
Steuben Probation	28	20	31	79
Suffolk Probation	649	721	682	2,052
Sullivan Probation	24	29	8	61
Tioga Probation	6	31	7	44
Tompkins Probation	25	35	31	91
Ulster Probation	103	103	72	278
Warren Probation	68	79	68	215
Washington Probation	15	15	41	71
Wayne Probation	73	221	67	361
Westchester Probation	199	387	239	825
Wyoming Probation	1	18	21	40
Yates Probation	20	10	16	46
Total	4,698	4,942	4,540	14,180

Source: NYCOMPAS as of 10/16/2013

Provided by: NYS DCJS OJRP 10/16/2013

Office of Probation and Correctional Alternatives  
COMPAS Case Reviews/Reclassifications  
4th Quarter 2013

	OCT	NOV	DEC	Total
Albany Probation	159	122	128	409
Allegany Probation	23	11	32	66
Broome Probation	83	89	55	227
Cattaraugus Probation	94	49	70	213
Cayuga Probation	0	0	114	114
Chautauqua Probation	49	32	46	127
Chemung Probation	131	58	92	281
Chenango Probation	19	72	40	131
Clinton Probation	98	71	97	266
Columbia Probation	7	3	1	11
Cortland Probation	80	49	32	161
Delaware Probation	17	41	11	69
Dutchess Probation	200	146	146	492
Erie Probation	249	219	221	689
Essex Probation	31	36	27	94
Franklin Probation	75	8	8	91
Fulton Probation	67	15	29	111
Genesee Probation	104	40	74	218
Greene Probation	26	16	13	55
Herkimer Probation	35	27	20	82
Jefferson Probation	102	53	72	227
Lewis Probation	24	9	20	53
Livingston Probation	44	55	67	166
Madison Probation	55	53	53	161
Monroe Probation	335	242	275	852
Montgomery Probation	29	9	31	69
Nassau Probation	361	183	174	718
Niagara Probation	111	80	83	274
Oneida Probation	76	33	34	143
Onondaga Probation	350	267	152	769
Ontario Probation	88	59	31	178
Orange Probation	239	250	233	722
Orleans Probation	6	7	18	31
Oswego Probation	92	34	115	241
Otsego Probation	20	21	13	54
Putnam Probation	54	33	42	129
Rensselaer Probation	16	0	6	22
Rockland Probation	0	2	1	3
Saratoga Probation	122	73	81	276
Schenectady Probation	93	54	73	220
Schoharie Probation	6	15	20	41
Schuyler Probation	11	13	6	30
Seneca Probation	19	5	28	52
St. Lawrence Probation	106	96	141	343
Steuben Probation	15	7	54	76
Suffolk Probation	714	723	1165	2602
Sullivan Probation	23	17	15	55
Tioga Probation	25	29	11	65
Tompkins Probation	65	28	32	125
Ulster Probation	104	96	98	298
Warren Probation	74	53	35	162
Washington Probation	40	27	3	70
Wayne Probation	65	34	101	200
Westchester Probation	266	143	203	612
Wyoming Probation	41	15	10	66
Yates Probation	22	16	23	61
<b>Total</b>	<b>5,360</b>	<b>3,938</b>	<b>4,775</b>	<b>14,073</b>

Source: NYCOMPAS as of 1/8/2014

Provided by: NYS DCJS OJRP 1/16/2014

COMPAS  
Pre-Trial Assessments of Failure to Appear  
2013

	JAN	FEB	MAR	APR	MAY	JUN	JUL	AUG	SEP	OCT	NOV	DEC	Cum to Date
Albany Probation	4	27	41	22	26	25	24	29	16	5	10	11	240
Allegany Probation	0	0	0	0	0	0	2	5	12	6	3	5	33
BASICS, Inc PVRC	0	0	0	0	0	0	0	0	0	0	0	0	0
Broome Probation	0	0	0	1	0	0	0	0	0	0	0	1	2
Cattaraugus Probation	6	14	10	16	19	21	18	18	12	15	6	9	164
Cayuga Probation	0	0	0	0	0	0	0	0	0	0	0	0	0
Chautauqua Probation	0	0	0	0	0	0	0	0	0	0	0	0	0
Chemung Probation	4	3	2	0	0	0	0	0	0	0	0	0	9
Chenango Probation	0	0	0	0	0	0	0	0	0	0	0	0	0
Clinton Probation	7	25	8	11	19	17	15	19	27	21	15	17	201
Columbia Probation	7	11	2	7	5	8	10	12	6	7	3	9	87
Cortland Probation	0	0	0	0	0	8	25	18	21	30	20	17	139
Delaware Probation	0	0	0	0	0	0	0	0	0	0	0	0	0
Dutchess Co Jail	0	0	0	0	0	0	0	0	0	0	0	0	0
Dutchess Probation	146	137	152	154	144	186	173	133	162	111	134	140	1,772
Erie Probation	0	0	0	0	0	0	0	0	0	0	0	0	0
Essex Probation	0	0	0	0	0	0	0	0	0	0	0	0	0
Fortune Society	0	0	0	0	0	0	0	0	0	0	0	0	0
Franklin Probation	10	8	5	8	18	11	15	13	11	11	11	13	134
Fulton Probation	0	0	0	0	0	0	0	0	0	0	0	0	0
Genesee Probation	0	0	0	0	0	0	0	0	0	0	0	0	0
Greene Probation	0	0	0	0	0	0	0	0	0	0	0	0	0
Hamilton Probation	0	0	0	0	0	0	0	0	0	0	0	0	0
Herkimer Probation	0	2	1	2	0	0	0	0	0	0	0	0	5
Jefferson Probation	0	0	0	0	0	0	0	0	0	0	0	0	0
Lewis Probation	7	2	6	12	5	8	8	4	7	5	7	6	77
Livingston Probation	0	0	0	0	0	0	0	0	0	0	0	0	0
Madison Probation	3	0	3	0	4	2	4	7	5	0	6	3	37
Monroe Probation	0	0	0	0	0	0	0	0	0	0	0	0	0
Montgomery Probation	0	0	0	0	0	0	0	0	0	0	0	0	0
Nassau Probation	292	239	268	259	289	248	205	172	226	174	152	136	2,660
Niagara Probation	4	13	2	1	2	2	2	4	3	0	2	0	35
Oneida Probation	0	0	0	0	0	0	0	0	0	0	0	0	0
Onondaga Probation	0	0	0	0	0	0	0	0	0	0	0	0	0
Ontario Probation	20	11	20	15	18	18	17	32	27	19	31	15	243
Orange Probation	4	1	2	1	0	1	2	1	1	2	0	0	15
Orleans Probation	7	3	6	3	5	8	6	3	5	2	6	0	54
Oswego Probation	22	28	36	29	31	26	24	29	31	42	32	34	364
Otsego Probation	0	0	0	0	0	0	0	0	0	0	0	0	0
Palladia-PVRC	0	0	0	0	0	0	0	0	0	0	0	0	0
Putnam Jail Pre-Trial ATI	7	3	0	0	0	0	0	0	0	0	0	0	10
Putnam Probation	0	0	4	4	6	2	4	3	2	3	1	1	30
Rensselaer Probation	28	28	45	40	47	32	30	44	42	41	38	28	443
Rockland Probation	0	0	0	0	0	0	0	1	1	0	0	0	2
Saratoga Probation	6	12	9	9	4	8	7	11	11	9	7	8	101
Schenectady Probation	0	0	0	0	0	0	0	0	0	0	0	0	0
Schoharie Probation	0	0	0	0	0	0	0	0	0	0	0	0	0
Schuyler Probation	0	0	0	0	1	1	0	0	0	0	0	2	4
Seneca Probation	0	0	0	0	0	0	0	0	0	0	0	0	0
St. Lawrence Probation	8	14	19	38	37	26	20	28	25	32	19	25	291
Steuben Probation	9	15	13	19	24	21	16	17	21	22	17	19	213
Suffolk Probation	1	0	0	0	1	0	1	0	29	12	18	26	88
Sullivan Probation	5	0	0	1	5	5	2	0	12	12	2	1	45
Tioga Probation	10	15	27	12	12	11	12	9	14	15	10	9	156
Tompkins Probation	11	23	12	21	21	19	18	20	14	19	15	18	211
Ulster Probation	49	41	32	45	43	44	43	55	41	43	40	39	515
Warren Probation	6	6	9	8	8	3	2	5	3	2	3	3	58
Washington ATI	25	23	17	26	33	28	27	26	38	34	27	23	327
Washington Probation	0	0	0	0	0	0	0	0	0	0	0	0	0
Wayne Probation	0	0	0	0	0	0	0	0	0	0	0	0	0
Westchester Co Dept of Community MH	0	0	0	0	0	0	0	0	0	0	0	0	0
Westchester Probation	0	0	0	0	0	0	0	0	0	0	0	0	0
Wyoming Probation	0	13	0	0	1	0	1	0	23	1	8	0	47
Yates Probation	1	2	0	1	0	0	0	1	0	0	0	0	5
Total	709	719	751	765	828	789	733	719	848	695	643	618	8,817

Source: NYCOMPAS as of 1/8/2014  
Provided by: NYS DCJS OJRP 1/16/2014



COMPAS  
Full COMPAS Assessment  
2013

	JAN	FEB	MAR	APR	MAY	JUN	JUL	AUG	SEP	OCT	NOV	DEC	Cum to Date
Albany Probation	71	67	73	70	67	59	62	86	68	68	71	60	822
Allegany Probation	12	23	20	19	21	16	13	14	24	18	17	18	215
BASICS, Inc PVRC	0	20	8	13	6	7	0	1	0	0	0	0	55
Broome Probation	101	80	91	95	102	116	116	102	98	127	94	66	1,188
Cattaraugus Probation	46	43	43	25	47	44	48	35	38	30	26	22	447
Cayuga Probation	46	25	24	23	37	25	21	19	10	23	9	14	276
Chautauqua Probation	84	58	81	75	153	87	112	83	89	83	84	82	1,071
Chemung Probation	26	16	35	39	41	40	30	31	30	31	43	37	399
Chenango Probation	32	35	35	37	32	40	30	30	46	45	33	42	437
Clinton Probation	29	29	22	36	21	21	23	21	22	16	16	23	279
Columbia Probation	22	14	12	10	9	5	3	7	10	12	7	9	120
Cortland Probation	9	10	4	10	11	7	17	5	4	5	3	8	93
Delaware Probation	5	15	8	9	11	5	8	10	4	5	5	1	86
Dutchess Co Jail	5	4	4	8	1	3	5	2	1	2	8	6	49
Dutchess Probation	94	79	94	94	88	73	75	98	117	92	68	87	1,059
Erie Probation	201	162	190	201	216	201	168	183	181	190	170	213	2,276
Essex Probation	7	9	4	6	11	14	18	16	18	5	5	10	123
Fortune Society	0	0	0	39	17	6	0	0	0	0	0	0	62
Franklin Probation	10	17	14	17	17	11	17	21	20	29	28	19	220
Fulton Probation	20	19	23	22	18	17	16	16	23	19	17	25	235
Genesee Probation	27	44	26	26	30	60	13	25	21	28	35	18	353
Greene Probation	13	9	16	6	12	12	11	22	7	9	10	18	145
Hamilton Probation	0	0	0	1	0	1	3	0	0	5	6	1	17
Herkimer Probation	12	12	14	12	14	10	17	10	11	15	10	7	144
Jefferson Probation	71	63	53	53	66	68	48	50	52	69	51	43	687
Lewis Probation	7	7	7	4	12	4	9	9	8	9	8	12	96
Livingston Probation	18	17	21	13	15	29	29	14	18	24	26	21	245
Madison Probation	28	25	27	28	31	21	19	21	25	26	17	23	291
Monroe Probation	0	0	0	2	4	1	2	5	4	2	2	3	25
Montgomery Probation	19	7	14	13	17	30	16	16	9	12	12	7	172
Nassau Probation	6	37	40	57	45	42	56	61	61	91	62	55	613
Niagara Probation	60	57	45	69	68	56	54	46	43	47	56	53	654
Oneida Probation	56	59	31	38	53	43	57	49	42	60	45	46	579
Onondaga Probation	138	94	118	119	102	29	31	21	21	24	22	9	728
Ontario Probation	41	40	28	43	45	37	44	36	36	44	29	41	464
Orange Probation	86	66	119	101	118	127	86	69	96	148	146	129	1,291
Orleans Probation	23	15	23	20	17	18	20	21	14	18	16	12	217
Oswego Probation	65	63	79	68	71	79	85	67	51	75	53	58	814
Otsego Probation	9	6	7	6	8	2	7	7	6	8	6	9	81
Palladia-PVRC	2	2	0	0	0	0	0	15	2	5	1	0	27
Putnam Jail Pre-Trial ATI	0	0	0	0	0	0	0	0	0	0	0	0	0
Putnam Probation	26	21	19	17	21	23	12	23	21	21	18	16	238
Rensselaer Probation	50	43	42	47	43	42	30	45	33	35	33	28	471
Rockland Probation	30	25	30	27	26	11	27	25	26	27	34	18	306
Saratoga Probation	39	38	41	41	34	33	36	50	28	35	39	34	448
Schenectady Probation	59	40	35	41	47	48	47	40	39	49	33	25	503
Schoharie Probation	6	16	15	8	10	13	7	7	8	5	12	8	115
Schuyler Probation	12	10	12	7	9	9	12	14	10	17	9	13	134
Seneca Probation	17	5	13	9	6	4	6	4	3	7	4	9	87
St. Lawrence Probation	17	15	34	26	31	36	16	22	43	58	34	34	366
Steuben Probation	7	6	3	3	14	16	18	5	11	14	9	20	126
Suffolk Probation	253	203	240	253	230	194	220	176	185	179	200	182	2,515
Sullivan Probation	35	31	36	50	38	34	38	33	29	37	26	32	419
Tioga Probation	15	14	15	17	11	19	15	19	15	18	22	11	191
Tompkins Probation	36	30	41	38	37	33	33	39	30	29	30	29	405
Ulster Probation	35	32	41	27	25	37	50	33	30	29	28	49	416
Warren Probation	42	24	32	44	27	37	41	33	35	22	28	18	383
Washington ATI	10	7	8	10	4	1	13	12	19	9	10	12	115
Washington Probation	3	4	8	32	9	14	10	10	9	17	20	10	146
Wayne Probation	24	17	23	25	34	20	19	32	13	15	21	20	263
Westchester Co Dept of Community MH	5	2	3	1	5	2	0	2	4	2	1	0	27
Westchester Probation	60	64	44	61	61	130	79	106	103	90	61	71	930
Wyoming Probation	0	0	0	0	0	0	1	0	0	1	0	0	2
Yates Probation	16	7	11	13	17	7	15	9	12	9	10	11	137
<b>Total</b>	<b>2,298</b>	<b>2,002</b>	<b>2,199</b>	<b>2,324</b>	<b>2,393</b>	<b>2,229</b>	<b>2,134</b>	<b>2,083</b>	<b>2,036</b>	<b>2,244</b>	<b>1,999</b>	<b>1,957</b>	<b>25,898</b>

Source: NYCOMPAS as of 1/8/2014  
 Provided by: NYS DCJS OJRP 1/16/2014

COMPAS  
Violence and Recidivism with Substance Abuse  
2013

	JAN	FEB	MAR	APR	MAY	JUN	JUL	AUG	SEP	OCT	NOV	DEC	Cum to Date
Albany Probation	33	11	23	17	17	29	20	20	25	17	16	13	241
Allegany Probation	0	0	0	0	1	1	0	0	0	0	0	0	2
BASICS, Inc PVRC	0	0	0	0	0	0	0	0	0	0	0	0	0
Broome Probation	9	4	6	2	5	4	3	8	15	3	3	5	67
Cattaraugus Probation	0	0	0	0	0	0	0	0	0	0	0	0	0
Cayuga Probation	0	0	0	0	0	0	0	0	0	0	0	0	0
Chautauqua Probation	0	0	0	0	0	0	0	0	0	0	0	0	0
Chemung Probation	26	20	12	22	8	17	5	15	11	7	11	26	180
Chenango Probation	0	0	0	0	0	0	1	0	0	0	0	0	1
Clinton Probation	0	0	0	0	0	0	0	0	0	0	0	0	0
Columbia Probation	0	0	0	0	0	0	0	0	0	0	0	0	0
Cortland Probation	2	6	8	12	7	17	8	3	6	10	7	10	96
Delaware Probation	0	0	0	0	0	0	0	0	0	0	0	0	0
Dutchess Co Jail	0	0	0	0	0	0	0	0	0	0	0	0	0
Dutchess Probation	0	0	0	0	0	0	0	1	0	0	0	0	1
Erie Probation	4	1	1	4	4	1	3	1	1	3	3	2	28
Essex Probation	0	0	0	0	0	0	0	0	0	0	0	0	0
Fortune Society	0	0	0	0	0	0	0	0	0	0	0	0	0
Franklin Probation	18	16	21	13	16	25	10	9	4	1	4	4	141
Fulton Probation	0	0	0	0	0	0	0	0	0	0	0	0	0
Genesee Probation	0	0	0	0	0	0	0	0	0	0	0	0	0
Greene Probation	0	0	0	0	0	0	0	0	0	0	0	0	0
Hamilton Probation	0	0	0	0	0	0	0	0	0	0	1	0	1
Herkimer Probation	0	0	0	0	0	0	0	0	0	0	0	0	0
Jefferson Probation	1	3	6	0	1	1	0	1	2	0	0	0	15
Lewis Probation	0	0	0	0	0	0	0	0	0	0	0	0	0
Livingston Probation	0	0	2	0	0	0	0	0	0	0	0	0	2
Madison Probation	0	0	0	0	0	0	0	0	0	0	0	0	0
Monroe Probation	29	13	3	4	1	3	5	4	7	1	4	5	79
Montgomery Probation	9	3	4	5	7	3	8	6	7	6	6	8	72
Nassau Probation	187	170	172	161	181	175	135	147	185	202	142	127	1,984
Niagara Probation	5	0	1	4	1	3	1	4	2	1	1	2	25
Oneida Probation	0	0	0	0	0	0	0	0	0	0	0	0	0
Onondaga Probation	0	0	0	1	4	11	0	3	4	3	2	0	28
Ontario Probation	0	0	0	0	1	0	0	0	0	0	0	0	1
Orange Probation	1	2	4	9	9	6	9	9	14	4	1	1	69
Orleans Probation	0	0	0	0	0	0	1	0	0	0	0	0	1
Oswego Probation	0	0	0	0	0	0	0	0	0	0	0	0	0
Otsego Probation	0	0	0	0	0	0	0	0	0	0	0	0	0
Palladia-PVRC	0	0	0	0	0	0	0	0	0	0	0	0	0
Putnam Jail Pre-Trial ATI	0	0	0	0	0	0	0	0	0	0	0	0	0
Putnam Probation	0	0	0	0	0	0	1	0	0	1	0	0	2
Rensselaer Probation	0	1	1	2	0	1	0	0	0	0	2	2	9
Rockland Probation	0	0	0	0	0	0	0	0	0	0	0	0	0
Saratoga Probation	0	0	0	0	0	0	0	0	0	0	0	0	0
Schenectady Probation	0	0	0	0	0	0	0	0	0	0	0	0	0
Schoharie Probation	0	0	0	0	0	0	0	0	0	0	0	0	0
Schuyler Probation	0	0	1	0	2	0	1	0	0	1	1	0	6
Seneca Probation	0	0	0	0	0	0	0	0	0	0	0	0	0
St. Lawrence Probation	9	16	18	3	3	2	1	3	2	1	0	0	58
Steuben Probation	57	33	27	26	27	15	13	34	23	15	21	32	323
Suffolk Probation	139	140	179	159	288	169	93	146	85	80	110	104	1,692
Sullivan Probation	2	0	0	0	1	0	1	0	0	0	2	0	6
Tioga Probation	0	0	0	0	0	0	0	0	0	0	0	0	0
Tompkins Probation	0	0	0	1	0	0	0	0	0	0	0	0	1
Ulster Probation	0	0	0	0	0	0	0	0	0	1	0	1	2
Warren Probation	0	0	0	0	0	0	0	0	0	0	0	0	0
Washington ATI	0	0	0	0	0	0	0	0	0	0	0	0	0
Washington Probation	0	0	0	0	0	0	0	0	0	0	0	0	0
Wayne Probation	1	0	0	0	0	0	0	0	0	0	0	0	1
Westchester Co Dept of Community MH	0	0	0	0	0	0	0	0	0	0	0	0	0
Westchester Probation	201	180	217	186	165	172	140	128	204	178	185	185	2,141
Wyoming Probation	5	8	8	13	5	10	7	7	1	10	5	2	81
Yates Probation	0	0	0	0	0	0	0	0	0	0	0	0	0
Total	738	627	714	644	754	665	466	549	598	545	527	529	7,356

Source: NYCOMPAS as of 1/8/2014  
 Provided by: NYS DCJS OJRP 1/16/2014

COMPAS  
 Screener Input with Recidivism  
 2013

	JAN	FEB	MAR	APR	MAY	JUN	JUL	AUG	SEP	OCT	NOV	DEC	Cum to Date
Albany Probation	0	0	0	0	0	0	1	0	0	1	0	0	2
Allegany Probation	4	0	4	2	2	3	1	1	1	3	4	3	28
BASICS, Inc PVRC	0	0	0	0	0	0	0	0	0	0	0	0	0
Broome Probation	7	9	19	11	15	9	6	10	15	10	9	10	130
Cattaraugus Probation	1	0	0	0	0	1	0	0	0	0	1	1	4
Cayuga Probation	0	0	0	0	0	0	0	0	0	0	0	0	0
Chautauqua Probation	0	0	0	0	0	0	0	0	0	0	0	0	0
Chemung Probation	1	0	0	0	0	0	0	0	0	0	0	0	1
Chenango Probation	0	1	0	0	0	0	0	0	0	0	0	1	2
Clinton Probation	0	0	0	0	0	0	0	0	0	0	0	0	0
Columbia Probation	0	0	0	0	0	0	0	0	0	0	0	0	0
Cortland Probation	0	0	0	0	0	0	0	2	0	0	0	0	2
Delaware Probation	0	0	0	0	0	0	0	0	0	0	0	0	0
Dutchess Co Jail	0	0	0	0	0	0	0	0	0	0	0	0	0
Dutchess Probation	8	8	6	9	8	6	14	7	6	6	7	3	88
Erie Probation	3	7	5	2	5	6	1	3	1	3	3	1	40
Essex Probation	0	0	0	0	0	0	0	0	0	0	0	0	0
Fortune Society	0	0	0	0	0	0	0	0	0	0	0	0	0
Franklin Probation	0	1	1	0	0	0	0	1	0	0	0	0	3
Fulton Probation	0	0	0	0	0	0	0	0	0	0	0	0	0
Genesee Probation	0	0	0	0	0	0	0	0	0	0	0	0	0
Greene Probation	0	0	0	0	0	0	0	0	0	0	0	0	0
Hamilton Probation	0	0	0	0	0	0	0	0	0	0	0	0	0
Herkimer Probation	12	21	17	17	14	20	15	14	12	17	17	21	197
Jefferson Probation	2	0	0	0	0	0	1	0	0	0	0	0	3
Lewis Probation	0	0	0	0	0	0	0	0	0	0	0	0	0
Livingston Probation	0	0	0	0	0	0	0	0	0	0	2	0	2
Madison Probation	0	0	0	0	0	0	0	0	0	0	0	0	0
Monroe Probation	220	199	200	237	254	247	232	277	236	272	230	222	2,826
Montgomery Probation	1	0	0	0	1	0	2	0	0	1	0	0	5
Nassau Probation	2	0	0	0	0	0	0	0	1	1	0	0	4
Niagara Probation	9	11	11	15	15	8	12	9	12	15	11	14	142
Oneida Probation	0	0	5	0	0	0	0	1	0	1	0	1	8
Onondaga Probation	0	0	0	2	27	122	119	122	122	132	134	93	873
Ontario Probation	4	5	8	3	1	5	4	3	4	5	1	1	44
Orange Probation	68	87	101	66	61	37	51	48	70	32	5	1	627
Orleans Probation	0	0	1	1	0	0	1	1	1	2	0	1	8
Oswego Probation	0	0	0	0	0	0	0	0	0	0	0	0	0
Otsego Probation	0	0	0	0	0	0	0	0	0	0	0	0	0
Palladia-PVRC	0	0	0	0	0	0	0	0	0	0	0	0	0
Putnam Jail Pre-Trial ATI	0	0	0	0	0	0	0	0	0	0	0	0	0
Putnam Probation	0	0	0	0	1	0	1	1	0	1	0	0	4
Rensselaer Probation	0	0	0	0	0	0	0	0	0	0	0	0	0
Rockland Probation	0	0	0	0	0	0	0	0	0	0	0	0	0
Saratoga Probation	0	0	0	0	0	0	0	0	0	0	0	0	0
Schenectady Probation	1	0	0	0	0	0	0	0	0	0	0	2	3
Schoharie Probation	0	0	0	0	0	0	0	0	0	0	0	0	0
Schuyler Probation	0	0	0	0	0	0	0	0	0	0	0	0	0
Seneca Probation	0	0	0	0	0	0	0	0	0	0	1	0	1
St. Lawrence Probation	37	16	36	25	37	35	21	33	24	17	15	20	316
Steuben Probation	0	0	0	0	0	0	0	0	0	0	0	0	0
Suffolk Probation	2	1	1	0	0	1	0	0	0	1	0	2	8
Sullivan Probation	0	0	0	0	0	0	1	0	0	0	0	0	1
Tioga Probation	0	0	0	0	0	0	0	0	0	0	0	0	0
Tompkins Probation	0	0	0	0	0	0	0	0	0	0	0	0	0
Ulster Probation	43	30	33	41	42	43	38	36	47	51	47	47	498
Warren Probation	0	0	0	0	0	0	0	0	0	0	0	0	0
Washington ATI	0	0	0	0	0	0	0	0	0	0	0	0	0
Washington Probation	0	0	0	0	0	0	0	0	0	0	0	0	0
Wayne Probation	3	8	2	6	2	7	1	4	1	7	8	8	57
Westchester Co Dept of Community MH	0	0	0	0	0	0	0	0	0	0	0	0	0
Westchester Probation	1	0	1	0	0	0	0	0	0	1	0	1	4
Wyoming Probation	16	4	9	13	12	11	10	10	10	9	16	22	142
Yates Probation	0	0	0	0	0	0	0	0	0	0	0	0	0
Total	445	408	460	450	497	561	532	583	563	588	511	475	6,073

Source: NYCOMPAS as of 1/8/2014  
 Provided by: NYS DCJS OJRP 1/16/2014

COMPAS  
Case Reviews/Reclassifications  
2013

	JAN	FEB	MAR	APR	MAY	JUN	JUL	AUG	SEP	OCT	NOV	DEC	Cum to Date
Albany Probation	193	295	216	207	74	154	209	189	147	159	122	128	2,093
Allegheny Probation	35	0	31	2	28	72	15	20	28	23	11	32	297
Broome Probation	60	68	78	88	328	75	90	75	54	83	89	55	1,143
Cattaraugus Probation	82	70	32	16	38	23	54	66	22	94	49	70	616
Cayuga Probation	328	75	8	4	0	248	184	72	0	0	0	114	1,033
Chautauqua Probation	7	9	3	162	114	21	17	28	30	49	32	46	518
Chemung Probation	108	94	127	64	112	149	110	98	147	131	58	92	1,290
Chenango Probation	20	35	24	27	48	12	50	23	15	19	72	40	385
Clinton Probation	83	112	62	87	82	127	83	81	75	98	71	97	1,058
Columbia Probation	1	3	0	10	11	2	7	1	5	7	3	1	51
Cortland Probation	37	15	7	79	37	47	21	31	29	80	49	32	464
Delaware Probation	7	27	22	14	10	43	19	13	22	17	41	11	246
Dutchess Co Jail	0	0	0	0	1	0	0	0	0	0	0	0	1
Dutchess Probation	244	130	176	197	141	146	187	149	110	200	146	146	1,972
Erie Probation	484	226	634	503	428	249	220	231	215	249	219	221	3,879
Essex Probation	11	22	13	22	114	18	55	47	75	31	36	27	471
Franklin Probation	24	15	24	24	36	44	41	63	40	75	8	8	402
Fulton Probation	40	25	36	14	12	47	20	7	33	67	15	29	345
Genesee Probation	3	3	4	7	0	3	26	49	35	104	40	74	348
Greene Probation	1	39	27	23	26	12	29	150	34	26	16	13	396
Herkimer Probation	41	55	21	32	34	17	42	46	49	35	27	20	419
Jefferson Probation	88	61	108	78	63	78	87	57	85	102	53	72	932
Lewis Probation	9	6	2	9	11	12	8	6	16	24	9	20	132
Livingston Probation	40	38	47	29	46	49	48	33	31	44	55	67	527
Madison Probation	52	52	51	64	45	54	38	50	42	55	53	53	609
Monroe Probation	283	225	209	202	384	302	215	298	322	335	242	275	3,292
Montgomery Probation	15	0	16	7	66	77	38	28	21	29	9	31	337
Nassau Probation	431	297	310	302	246	365	333	347	319	361	183	174	3,668
Niagara Probation	105	92	119	119	60	134	99	102	110	111	80	83	1,214
Oneida Probation	38	17	25	57	41	22	43	27	23	76	33	34	436
Onondaga Probation	300	253	199	159	169	312	162	111	246	350	267	152	2,680
Ontario Probation	68	72	162	70	62	49	95	58	45	88	59	31	859
Orange Probation	332	270	317	349	263	240	324	269	268	239	250	233	3,354
Orleans Probation	8	6	2	2	12	22	32	16	3	6	7	18	134
Oswego Probation	139	144	110	104	115	97	71	98	101	92	34	115	1,220
Otsego Probation	19	12	21	8	24	23	30	20	18	20	21	13	229
Putnam Probation	79	32	57	87	23	71	44	31	46	54	33	42	599
Rensselaer Probation	0	31	211	61	70	7	0	10	16	16	0	6	428
Rockland Probation	1	4	7	2	2	3	1	10	3	0	2	1	36
Saratoga Probation	107	144	120	140	124	141	122	117	196	122	73	81	1,487
Schenectady Probation	113	60	75	54	83	97	77	79	62	93	54	73	920
Schoharie Probation	17	10	3	38	3	10	4	7	9	6	15	20	142
Schuyler Probation	17	6	7	2	10	17	15	4	17	11	13	6	125
Seneca Probation	12	21	2	4	0	46	30	3	2	19	5	28	172
St. Lawrence Probation	59	94	90	102	106	82	92	53	91	106	96	141	1,112
Steuben Probation	13	15	52	30	51	47	28	20	31	15	7	54	363
Suffolk Probation	855	538	928	788	1,442	822	649	721	682	714	723	1,165	10,027
Sullivan Probation	20	3	8	13	4	27	24	29	8	23	17	15	191
Tioga Probation	17	15	25	31	97	18	6	31	7	25	29	11	312
Tompkins Probation	70	56	37	51	31	26	25	35	31	65	28	32	487
Ulster Probation	121	52	92	109	55	60	103	103	72	104	96	98	1,065
Warren Probation	65	64	30	55	51	76	68	79	68	74	53	35	718
Washington Probation	1	19	35	27	30	4	15	15	41	40	27	3	257
Wayne Probation	79	90	55	61	69	50	73	221	67	65	34	101	965
Westchester Probation	295	205	262	270	225	250	199	387	239	266	143	203	2,944
Wyoming Probation	21	5	20	3	12	21	1	18	21	41	15	10	188
Yates Probation	22	9	17	17	24	33	20	10	16	22	16	23	229
Total	5,720	4,336	5,376	5,086	5,793	5,253	4,698	4,942	4,540	5,360	3,938	4,775	59,817

Source: NYCOMPAS as of 1/8/2014  
Provided by: NYS DCJS OJRP 1/16/2014

**COMPAS**  
**Scale Scores Obtained from Each Scale Set**

	Risk/Need Scale Reported	Scale Set Name			
		PreTrial (13 Items)	Full COMPAS Assessment (95 Items)	Screener Input w/Recidivism (39 Items)	Violence & Recidivism w/Substance Abuse (22 Items)
Overall Risk	Failure to Appear Violence Recidivism	X	X X X	X X	X X
Criminal Involvement	Criminal Involvement History of Non-Compliance History of Violence		X X X	X X X	X
Attitudes	Criminal Attitude Respectful/Mistrust Responsivity Problems		X X X	X X	
Associates	Few Pro-Social Peers Criminal Associates/Peers		X X	X X	
Personality	Impulsivity Anger		X X		
Family	Few Family Supports Family Criminality		X X	X X	
Substance Abuse	Substance Abuse		X	X	X
Social Engagement	Life Goals/Idleness Financial Problems Vocational/Educational Problems Social Environment Social Isolation		X X X X X	X X	X
Mental Health	Depression		X	X	

Source: NYS DCJS OPCA "Revised Guidance for NYCOMPAS Risk/Needs Assessment Instrument" (October 2008)